

TA-V902

SERVICE MANUAL

AEP Model
UK Model
E Model



SPECIFICATIONS

Continuous RMS power output
70 W + 70 W (6 ohms, at 1 kHz, 5% THD)
Music power output 100 W + 100 W (6 ohms, at 1 kHz, 10% THD)

Input	Jack type	Sensitivity	Impedance
PHONO	Phono	2.0 mV	47 kohms
VIDEO 1/CD VIDEO 2/DAT DBS TUNER TAPE EQUALIZER VIDEO 3	Phono	200 mV	47 kohms
MIC	Phone	0.7 mV	10 kohms

Output	Jack type	Voltage	Impedance
VIDEO 1/CD VIDEO 2/DAT DAT TAPE EQUALIZER	Phono	180 mV	4.7 kohm
SURROUND SPEAKER	Phono	Accepts speakers of 8 to 16 ohms	
HEAD- PHONES	Stereophone	Accepts headphones of 8 ohms or more	

Frequency response CD: 10 Hz to 50 kHz ± 3 dB
Power requirements UK model: 240 V AC, 50/60 Hz
E, Saudi Arabia model:
120/220/240 V AC, 50/60 Hz
AEP, WG, IT model: 220 V AC,
50/60 Hz
Power consumptions UK model: 400 W
E, Saudi Arabia model: 190W
AEP, WG, IT model: 160W
AC outlet 1 unswitched, 100 W max.
Weight Approx. 6.3 kg
Dimensions Approx. 355 × 130 × 340 mm
(w/h/d, including projections)

Design and specifications subject to change without notice.

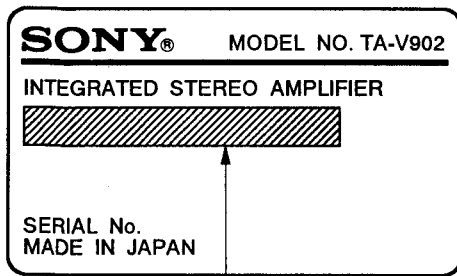
Note
This appliance conforms with EEC Directives 87/308/EEC
regarding interference suppression.

WG: West Germany
IT: Italian

STEREO AMPLIFIER
SONY®

MODEL IDENTIFICATION

– Specification Labels –





- AEP Model: AC: 220V~50/60Hz
- Italian Model: AC: 220V~50/60Hz
- UK Model: AC: 240 V ~50/60 Hz
- E, Saudi Arabia Model: AC: 120/220/240V~50/60Hz 190W
- WG Model: AC: 220V~50/60Hz

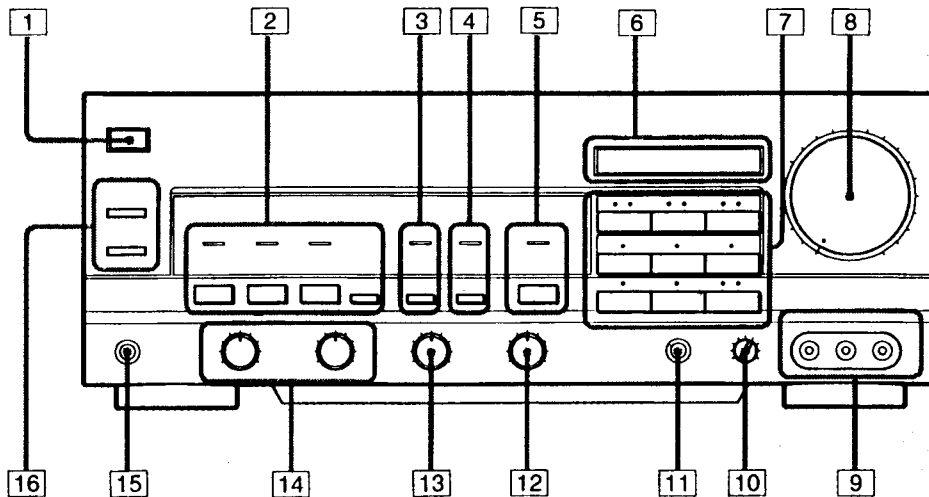
TABLE OF CONTENTS

<u>Section</u>	<u>Title</u>	<u>Page</u>
	Specifications	1
	Model Identification	2
1.	GENERAL	3
2.	DIAGRAMS	
2-1.	Printed Wiring Boards	
	– Function, D/A Converter Section –	6
2-2.	Schematic Diagram	
	– Function, D/A Converter Section –	9
2-3.	Schematic Diagram – Main Section –	14
2-4.	Printed Wiring Boards – Main Section –	19
3.	EXPLODED VIEWS	25
4.	ELECTRICAL PARTS LIST	27

SAFETY-RELATED COMPONENT WARNING!!

COMPONENTS IDENTIFIED BY MARK  OR DOTTED LINE WITH MARK  ON THE SCHEMATIC DIAGRAMS AND IN THE PARTS LIST ARE CRITICAL TO SAFE OPERATION. REPLACE THESE COMPONENTS WITH SONY PARTS WHOSE PART NUMBERS APPEAR AS SHOWN IN THIS MANUAL OR IN SUPPLEMENTS PUBLISHED BY SONY.

SECTION 1 GENERAL



Amplifier

For instructions refer to the pages indicated in the circled number.

- | | |
|---|--|
| <p>1 POWER switch</p> <p>2 Buttons for storing sound settings</p> <p>3 DBFB (dynamic bass feedback) button and indicator (AEP, UK, IT model)
SAT (Super Acoustic Turbo) button and indicator (E, Saudi Arabia model)</p> <p>4 EQ REC (equalizer recording) button and indicator</p> <p>5 DIGITAL DIRECT button and indicator</p> <p>6 SAMPLING FREQUENCY indicators
Show the sampling frequency of the digital program source selected with FUNCTION.</p> <p>7 FUNCTION selectors and indicators
Red indicator : audio
Green indicator: video
Every time you press the VIDEO 1/CD, VIDEO 2/DAT or VIDEO 3 buttons, audio and video source is switched.</p> | <p>8 VOLUME control</p> <p>9 VIDEO 3 INPUT jacks</p> <p>10 MIC (microphone) LEVEL control</p> <p>11 MIC (microphone) jack</p> <p>12 BALANCE control</p> <p>13 DBFB LEVEL control (AEP, UK, IT model)
SAT LEVEL control (E, Saudi Arabia model)</p> <p>14 BASS and TREBLE tone controls</p> <p>15 HEADPHONES jack</p> <p>16 SPEAKERS selectors</p> |
|---|--|

SECTION 2 DIAGRAMS

● IC PIN FUNCTIONS

● IC603 DIGITAL RECEIVER (CXD2900Q)

No.	SIGNAL	I/O	FUNCTION	No.	SIGNAL	I/O	FUNCTION
1	DIAN	I	Audio data output select L: ADDT ④①, H: RECO ④②	25	RX1	I	Digital signal input 1
2	UREC	I	Not used (+5V)	26	RX2	I	Digital signal input 2
3	\overline{XCLR}	I	System reset input	27	RX3	I	Digital signal input 3
4	CKIN	I	Clock input	28	S1	I	Digital signal select ※ [Ⓐ]
5	DGND		Digital system ground	29	S2	I	Digital signal select ※ [Ⓐ]
6	DGND		Digital system ground	30	VD		Digital system +5V
7	VA		Analogue system +5V	31	DRECO	O	Digital signal Direct output
8	VC OUT	O	VCO input	32	DGND		Digital system ground
9	C1B		Connected capacitor for VCO	33	XTLO	O	Osillation signal output
10	C1A		Connected capacitor for VCO	34	XTLI	I	Osillation signal input
11	R2		Connected resistor for VCO	35	STOP	O	Oscillation control
12	VCO 1	I	VCO output	36	VD		Digital system +5V
13	R1		Connected resistor for VCO	37	VD		Digital system +5V
14	AGND		Analogue system ground	38	MCK	O	Master clock (384FS)
15	AGND		Analogue system ground	39	BCK	O	Bit clock (64FS)
16	PHCO		Phase detector output	40	ADDT	O	Audio data output 1
17	PLVARI	I	PLL variable input	41	LRCK	O	LR clock (1FS)
18	PLREFI	I	PLL reference input	42	RECO	O	Audio data output 2
19	VA			43	ANDT	I	Not used (GND)
20	PLREFO	O	PLL reference output	44	MUTE	O	Audio mute control L: normal, H: mute
21	PLVARO	O	PLL variable output	45	RECM	I/O	Record mute
22	SWC		Not used (+5)	46	FS1	O	Sampling frequency data 1 ※ [Ⓑ]
23	T1		Not used (GND)	47	FS2	O	Sampling frequency data 1 ※ [Ⓑ]
24	T2		Not used (GND)	48	EMP	O	De-emphasys switch H: ON, L: OFF

※[Ⓐ] Digital signal select

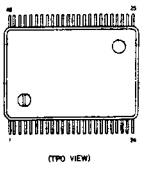
S1 ⑳	S2 ㉑	INPUT
L	L	RX1 ㉒
L	H	RX2 ㉓
H	L	RX3 ㉔
H	H	OFF

※[Ⓑ] Sampling frequency data

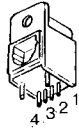
FS1 ㉕	FS2 ㉖	FS
L	L	44.1 kHz
L	H	48 kHz
H	L	—
H	H	32 KHz

● Semiconductor Lead Layouts

CXD2900Q



RFB011R

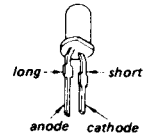


- 1. Vout
- 2. GND
- 3. Vcc
- 4. GND

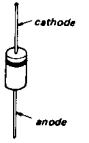
2SC1841-PAFAEA



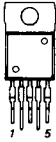
SEL-2210S-C
SEL-2210W-D



10E2N



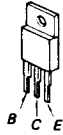
L78MR06



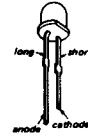
DTA124ES
DTC124ES
DTC144ES
2SC2603-EF
2SC3622A-LK
2SC3623A-LK



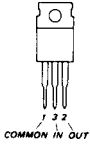
2SD2012



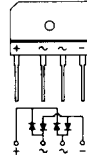
SEL2510C



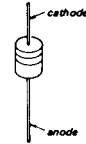
M5F7909L



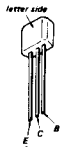
RBV-602-01



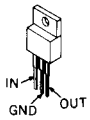
1SS120



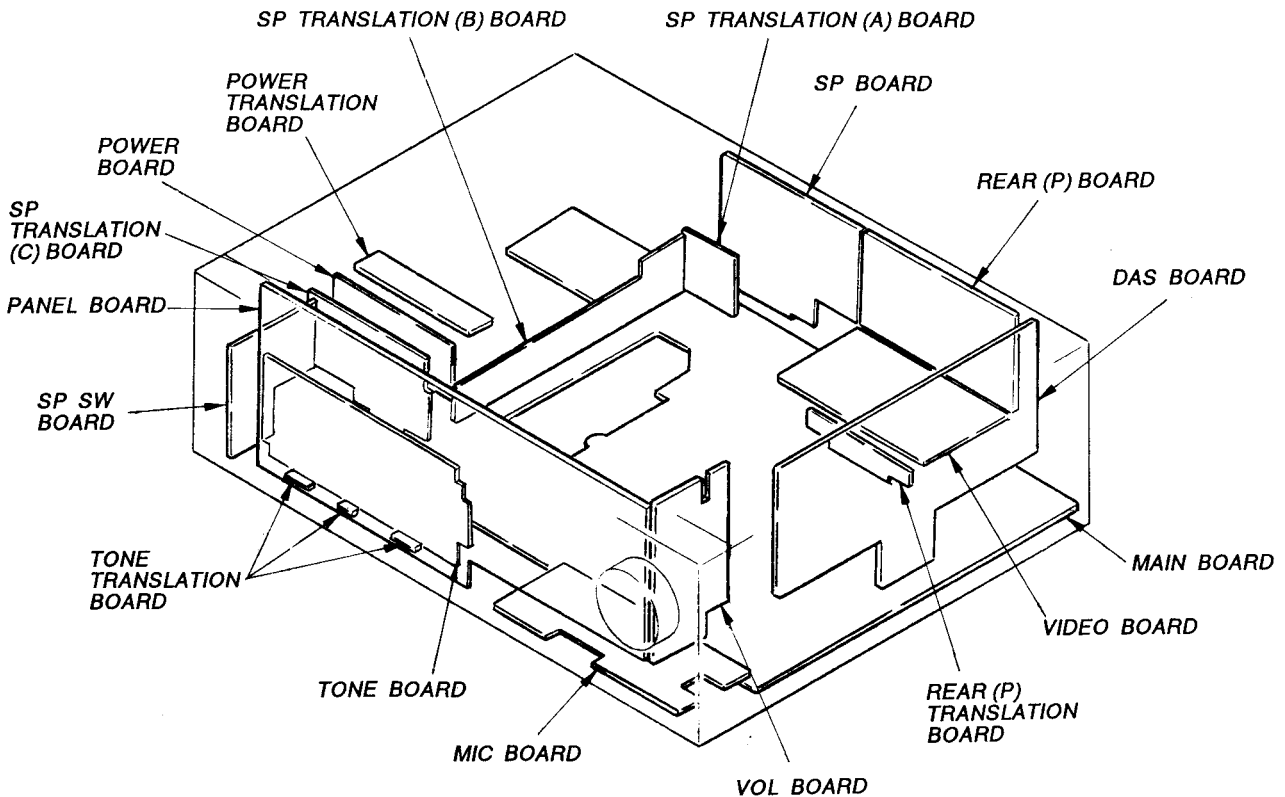
2SA1175-HFE



RC7809FA



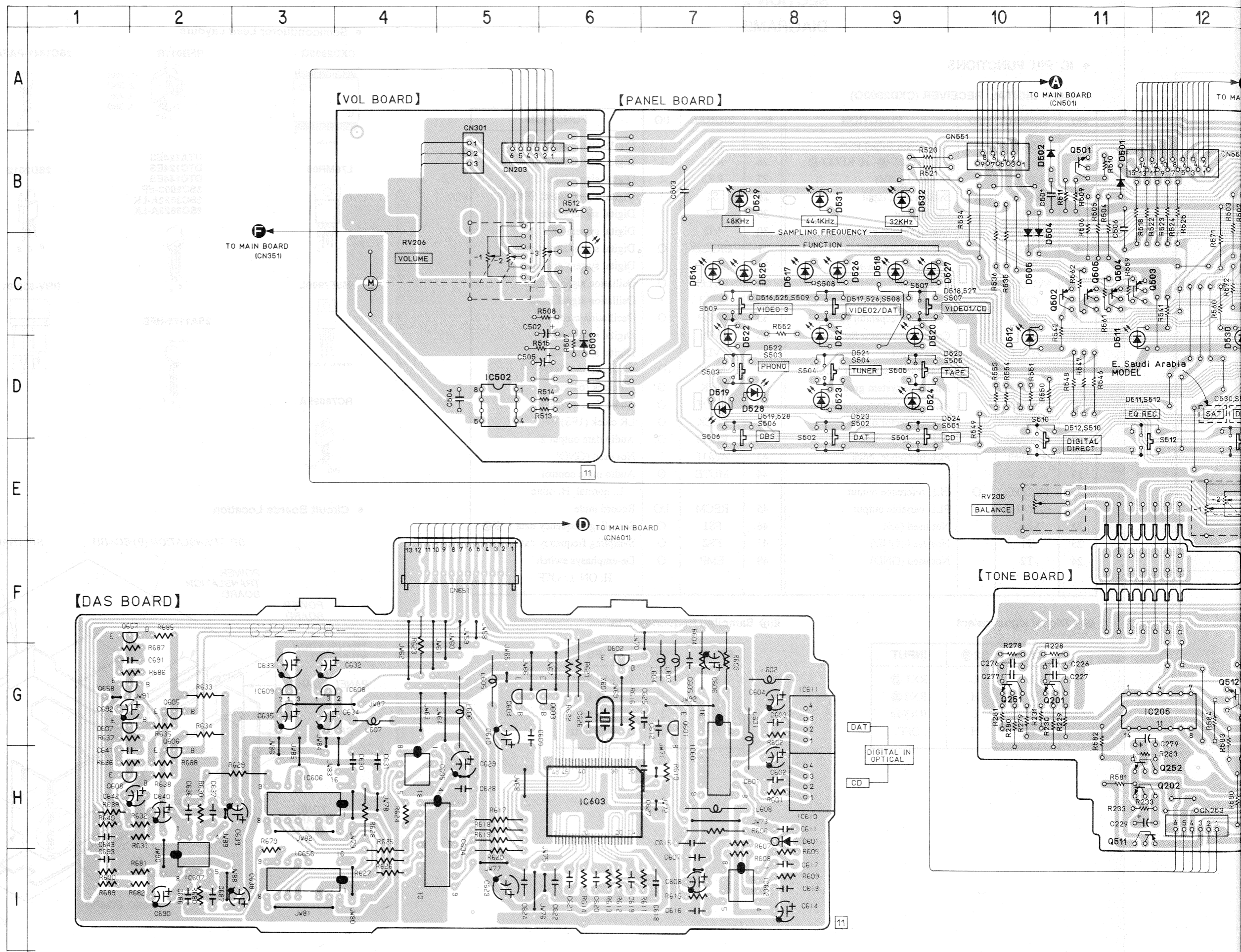
● Circuit Boards Location

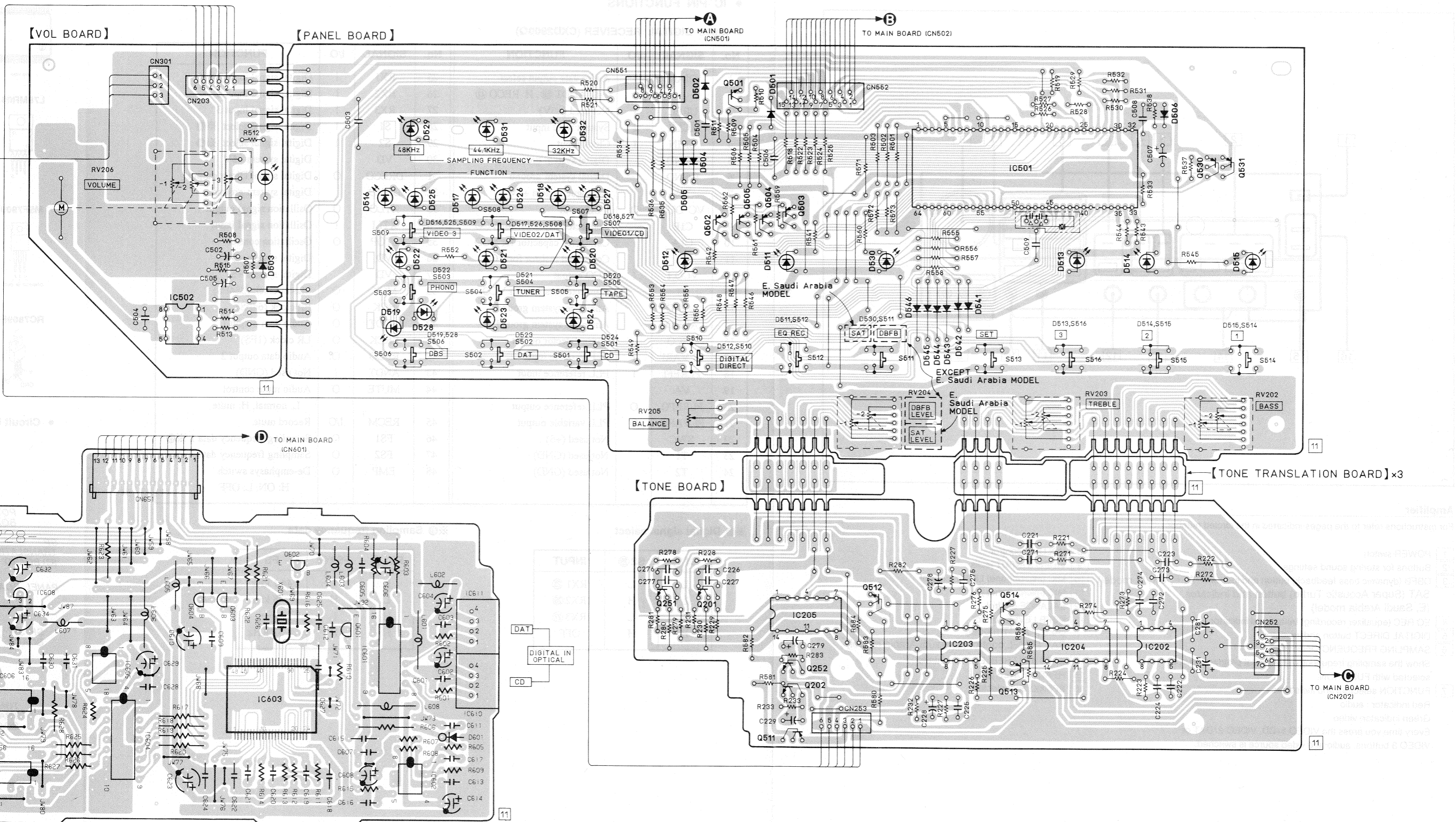


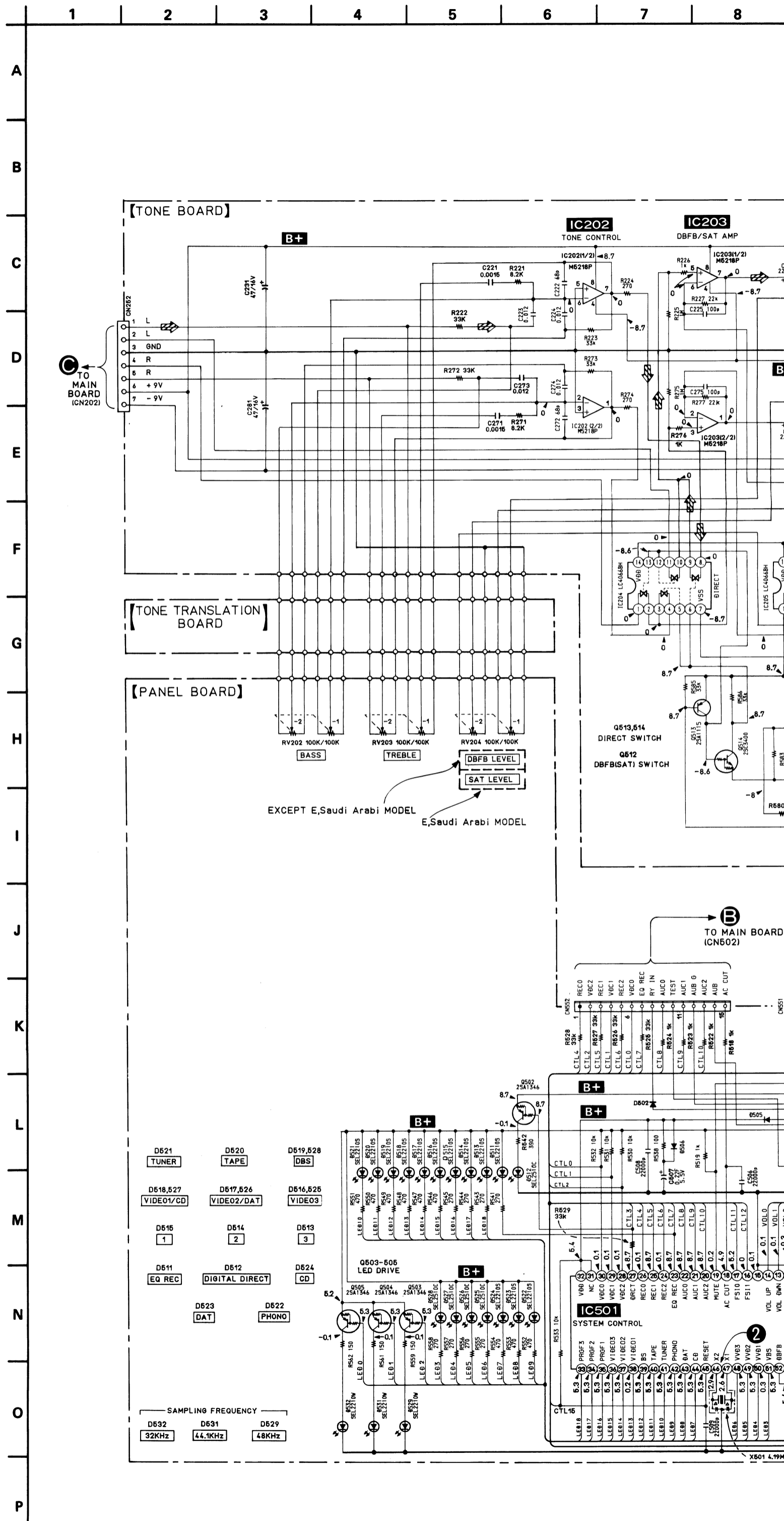
Note:
 • — : parts extracted from the component side.

• **Semiconductor Location**

Ref. No.	Location	Ref. No.	Location
D501	B-11	IC501	C-14
D502	B-10	IC502	D-5
D503	D-6	IC601	H-7
D504	B-10	IC602	I-8
D505	B-10	IC603	H-6
D506	B-15	IC604	H-5
D511	C-11	IC605	H-4
D512	C-10	IC606	H-3
D513	C-14	IC607	I-2
D514	C-15	IC608	G-3
D515	C-16	IC609	G-3
D516	C-7	IC610	H-8
D517	C-8	IC611	G-8
D518	C-9	IC656	I-3
D519	D-7		
D520	C-9	Q201	G-11
D521	C-8	Q202	H-11
D522	C-7	Q251	G-10
D523	D-8	Q252	H-11
D524	D-9	Q501	B-11
D525	C-8	Q502	C-11
D526	C-8	Q503	C-11
D527	C-9	Q504	C-11
D528	D-8	Q505	C-11
D529	B-7	Q511	H-11
D530	C-12	Q512	G-12
D531	B-8	Q513	H-14
D532	B-9	Q514	G-14
D541	D-13	Q530	B-16
D542	D-13	Q531	B-16
D543	D-13	Q601	G-7
D544	D-13	Q602	G-6
D545	D-13	Q603	G-6
D546	D-13	Q604	G-5
D601	H-8	Q605	G-2
		Q606	H-2
IC202	G-15	Q607	G-2
IC203	G-13	Q608	H-2
IC204	G-14	Q657	F-2
IC205	G-12	Q658	G-2





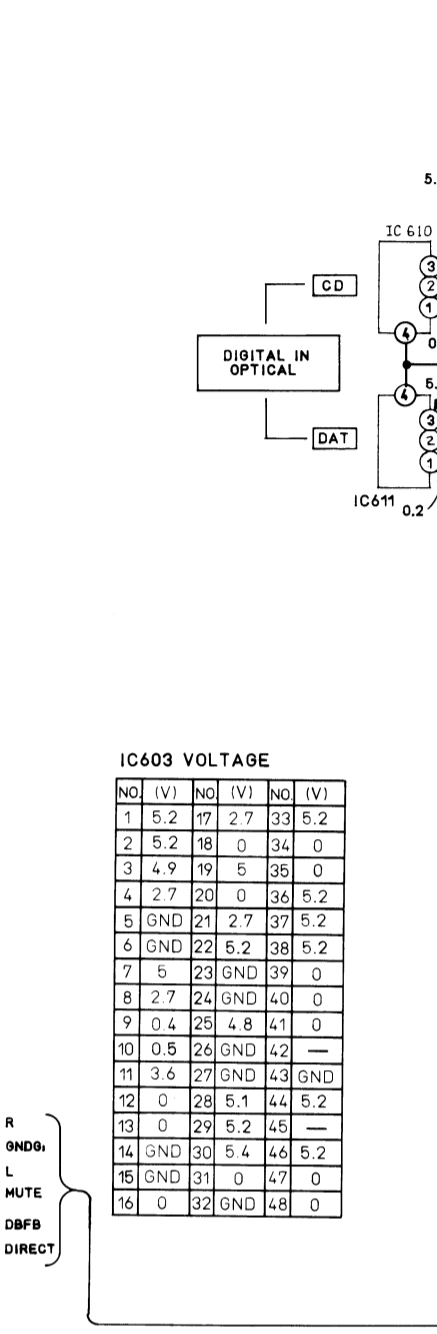
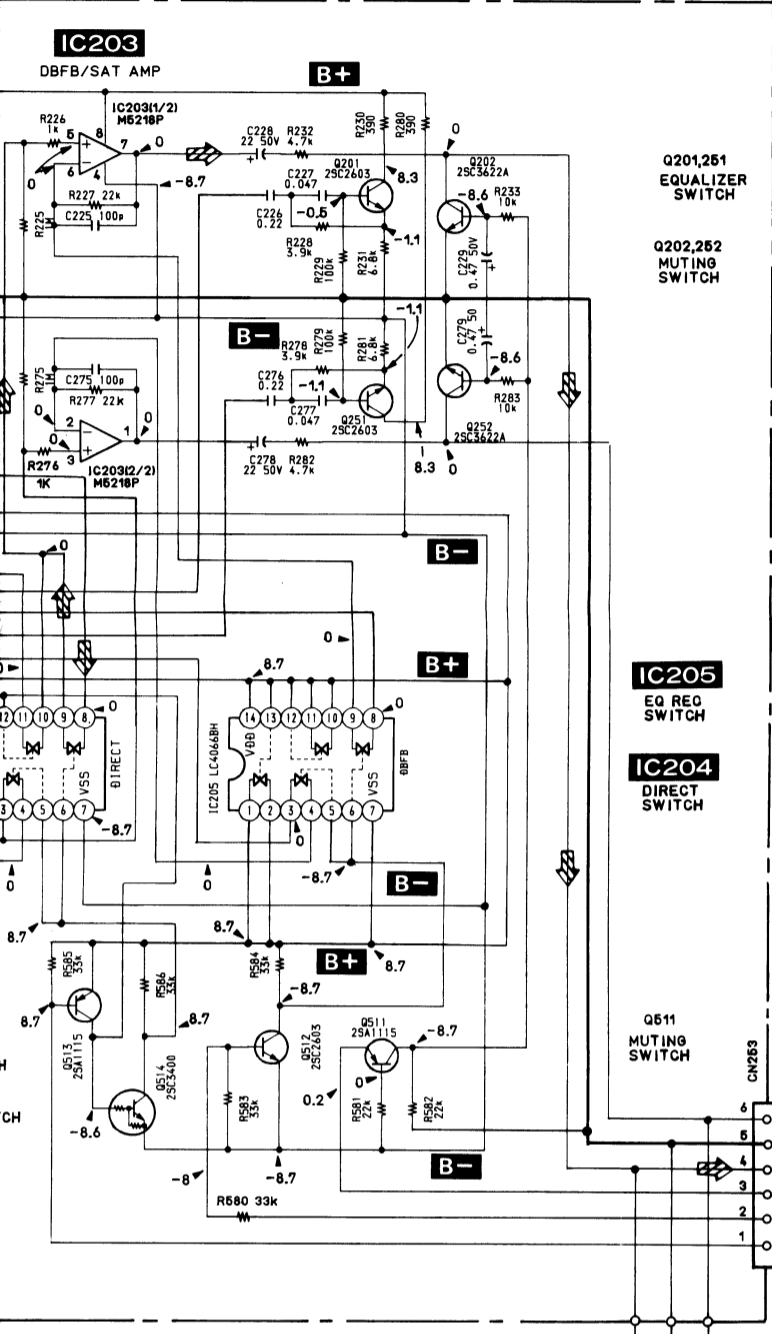


Note:

- All capacitors are in μF unless otherwise noted. pF : μF 50 WV or less are not indicated except for electrolytics and tantalums.
- All resistors are in Ω and $\frac{1}{4}$ W or less unless otherwise specified.
- Δ : internal component.
- \square : nonflammable resistor.
- \square : fusible resistor.

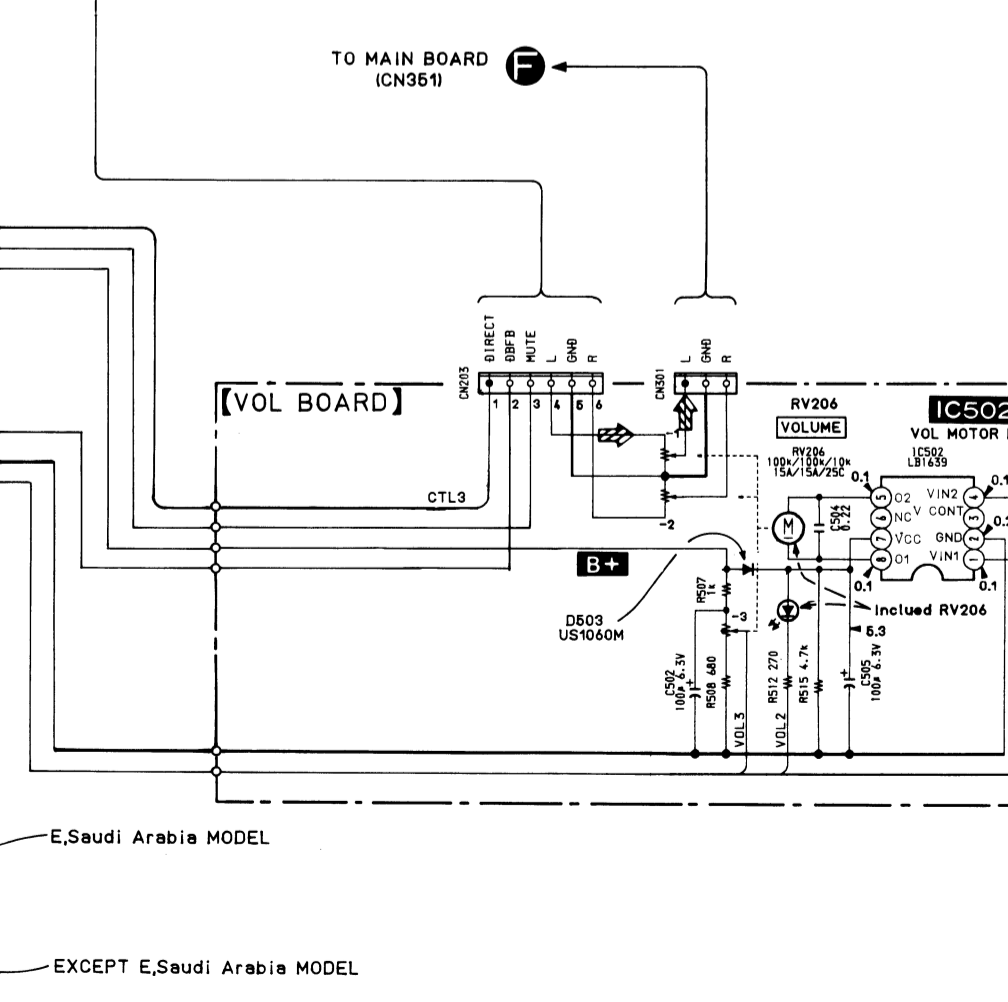
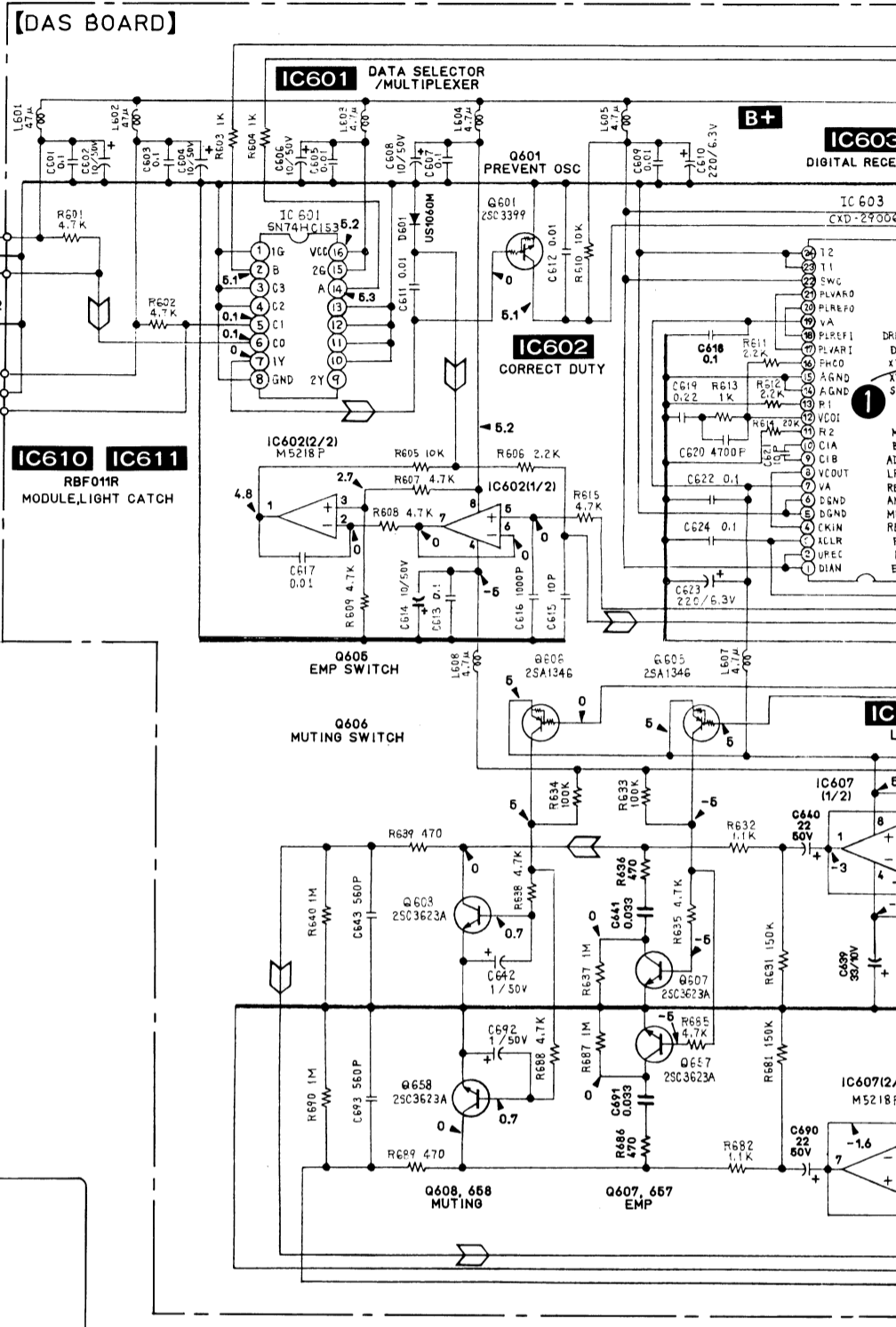
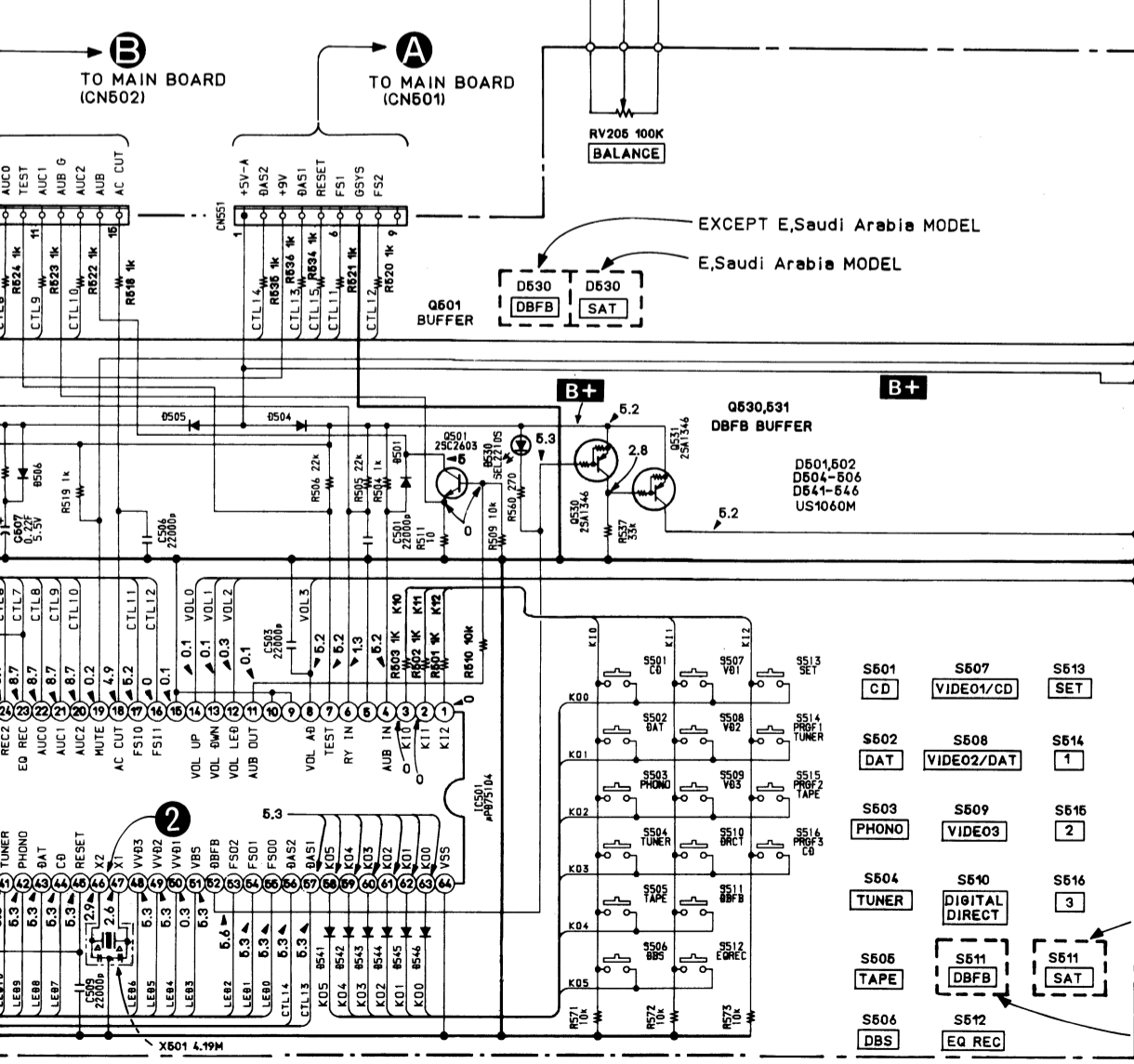
Note: The components identified by mark Δ or dotted line with mark \square are critical for safety. Replace only with part number specified.

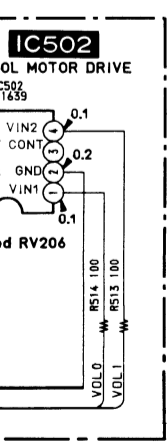
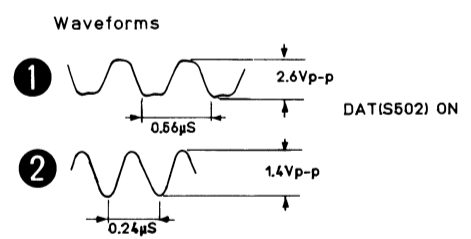
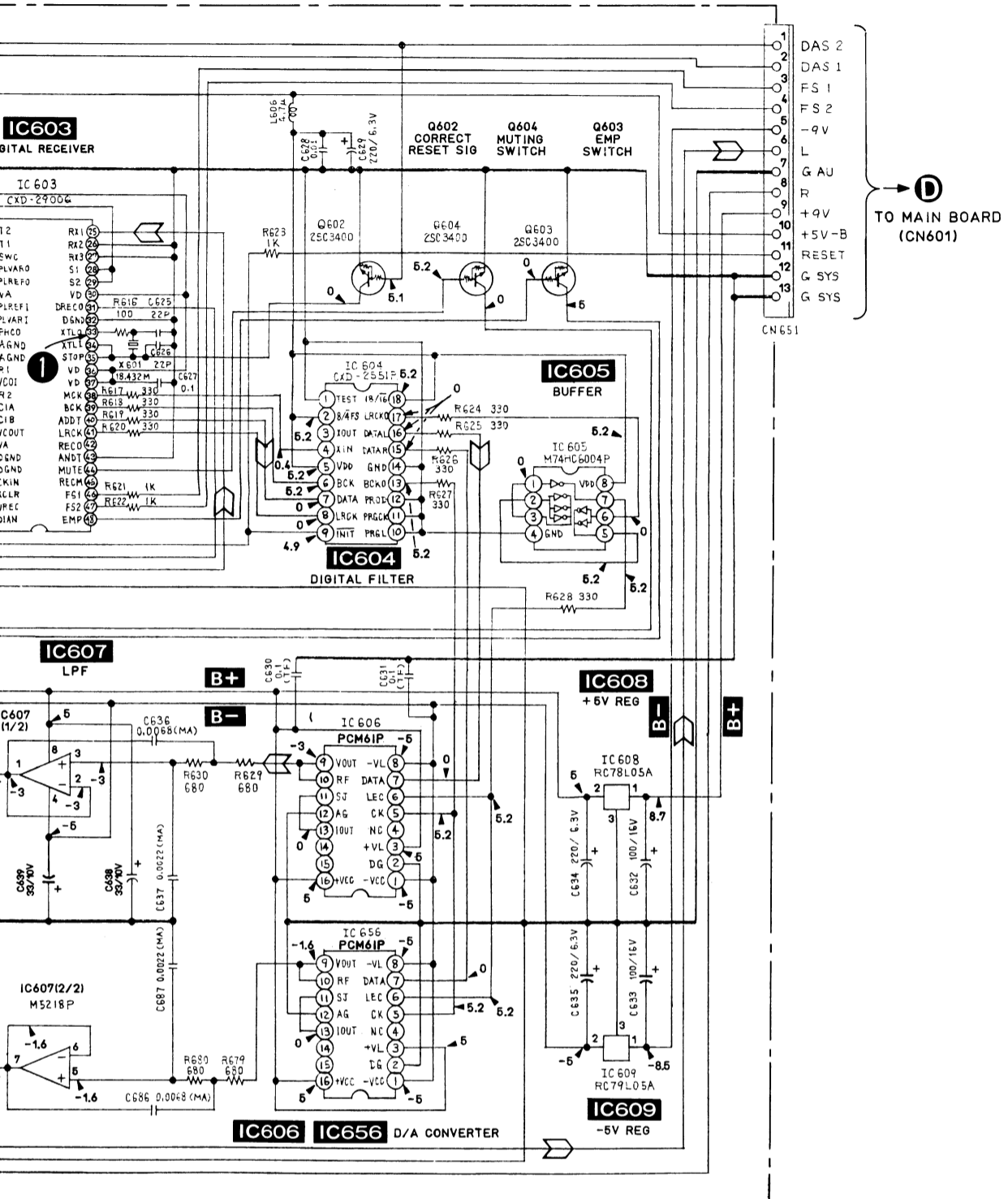
- **B+** : B + Line.
- **B-** : B - Line.
- Voltages and waveforms are dc with respect to ground under no-signal conditions.
- Voltages are taken with a VOM (Input impedance 10 M Ω). Voltage variations may be noted due to normal production tolerances.
- Waveforms are taken with an oscilloscope. Voltage variations may be noted due to normal production tolerances.
- Circled numbers refer to waveforms.
- Signal path.
 - \rightarrow : VIDEO (SOUND)
 - \rightarrow : PHONO
 - \rightarrow : DIGITAL



IC603 VOLTAGE

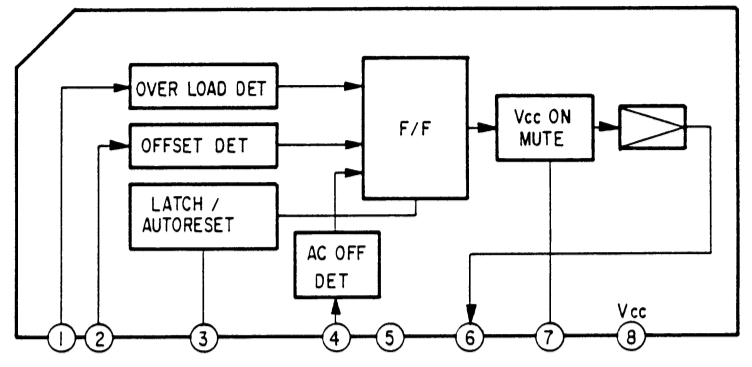
NO.	(V)	NO.	(V)	NO.	(V)
1	5.2	17	2.7	33	5.2
2	5.2	18	0	34	0
3	4.9	19	5	35	0
4	2.7	20	0	36	5.2
5	GND	21	2.7	37	5.2
6	GND	22	5.2	38	5.2
7	5	23	GND	39	0
8	2.7	24	GND	40	0
9	0.4	25	4.8	41	0
10	0.5	26	GND	42	-
11	3.6	27	GND	43	GND
12	0	28	5.1	44	5.2
13	0	29	5.2	45	-
14	GND	30	5.4	46	5.2
15	GND	31	0	47	0
16	0	32	GND	48	0



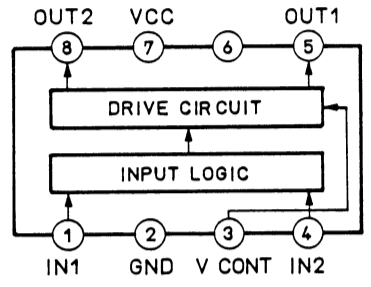


• IC Block Diagrams

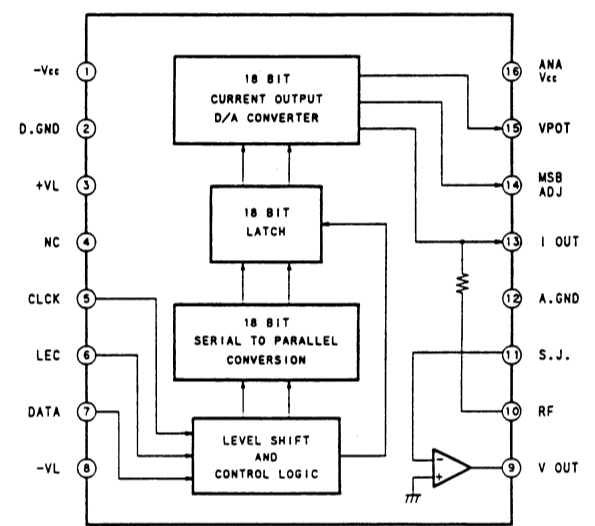
IC302 μ PC1237H



IC502 LB1639

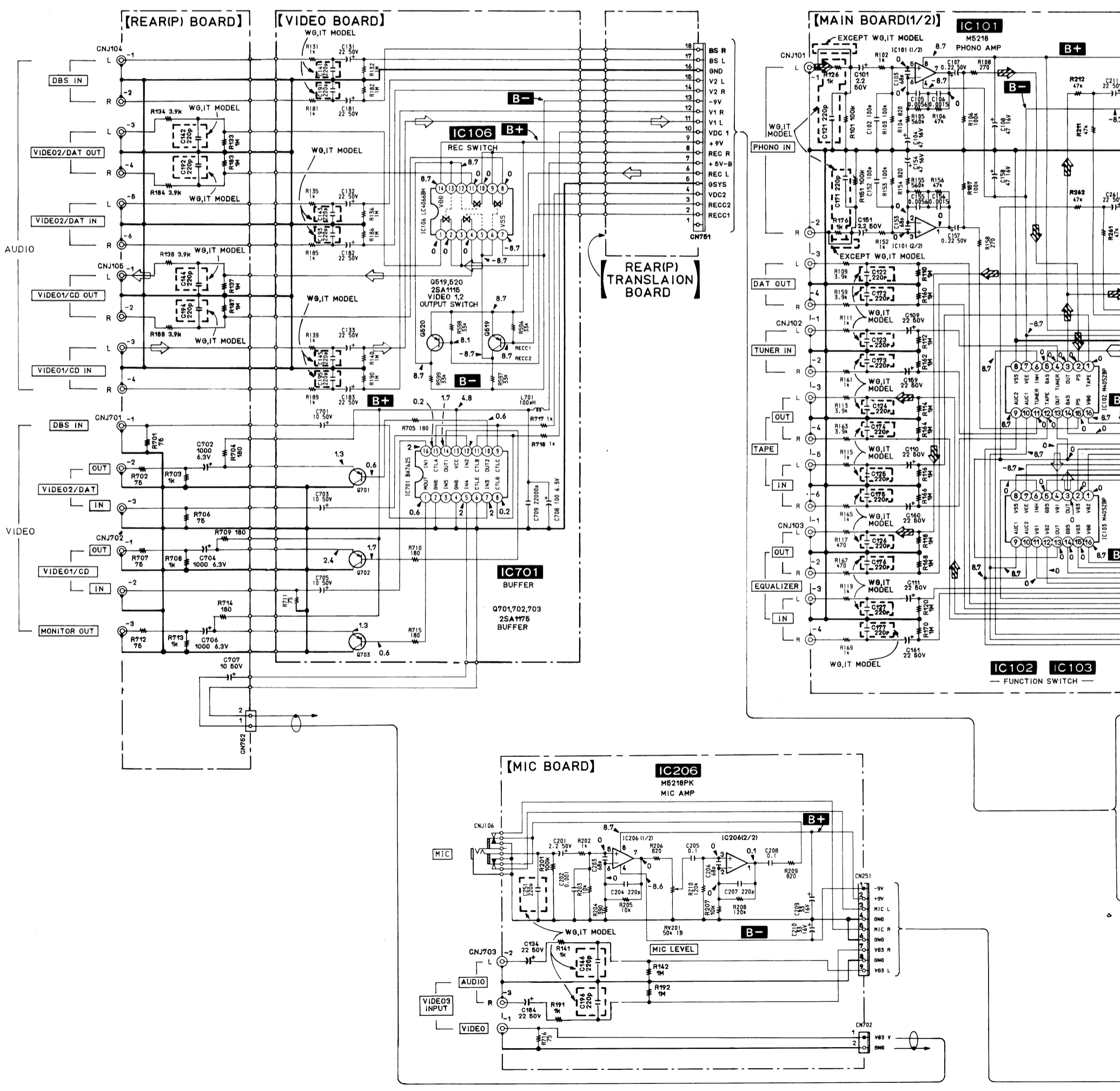


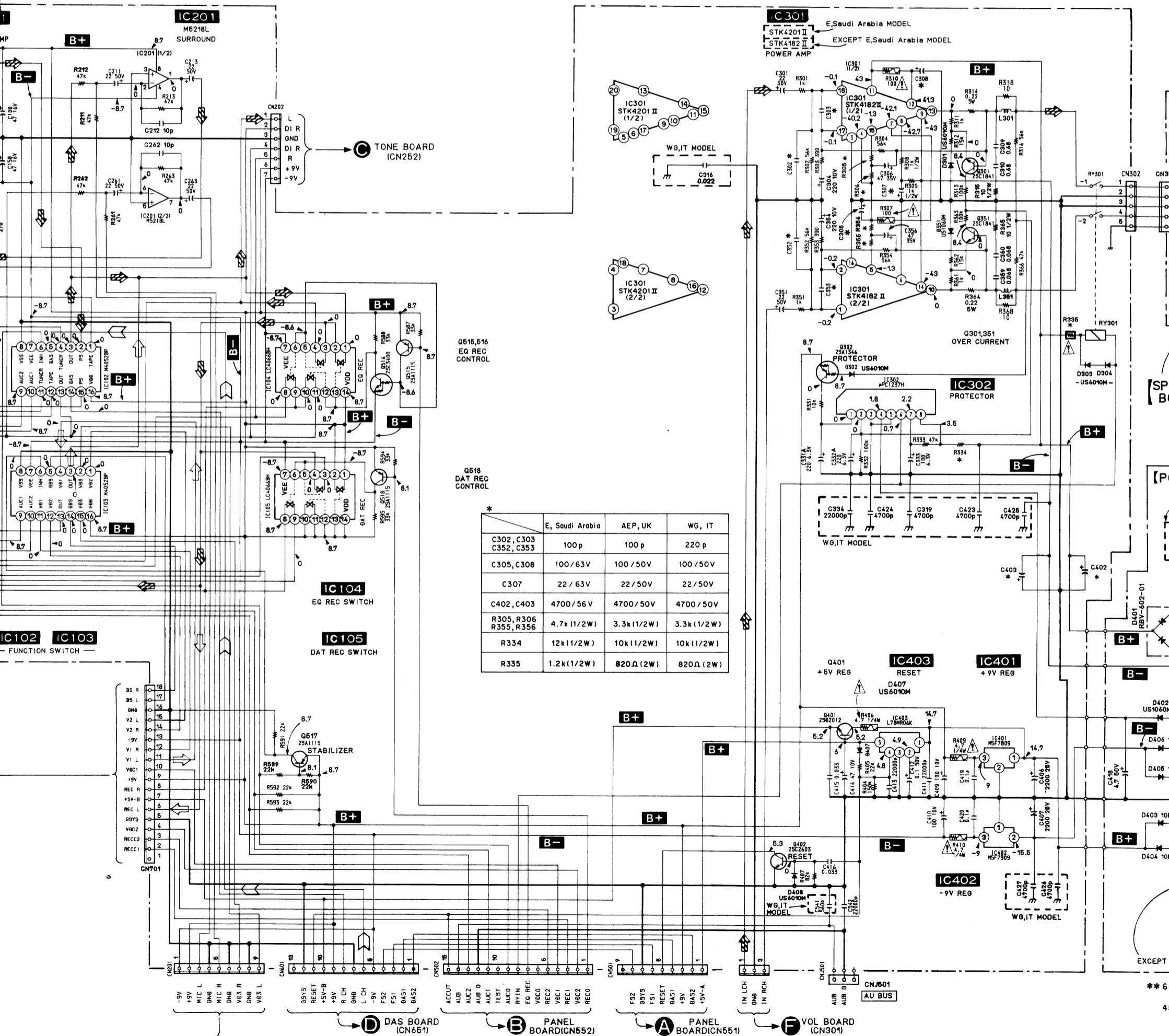
IC606, 656 PCM-61P



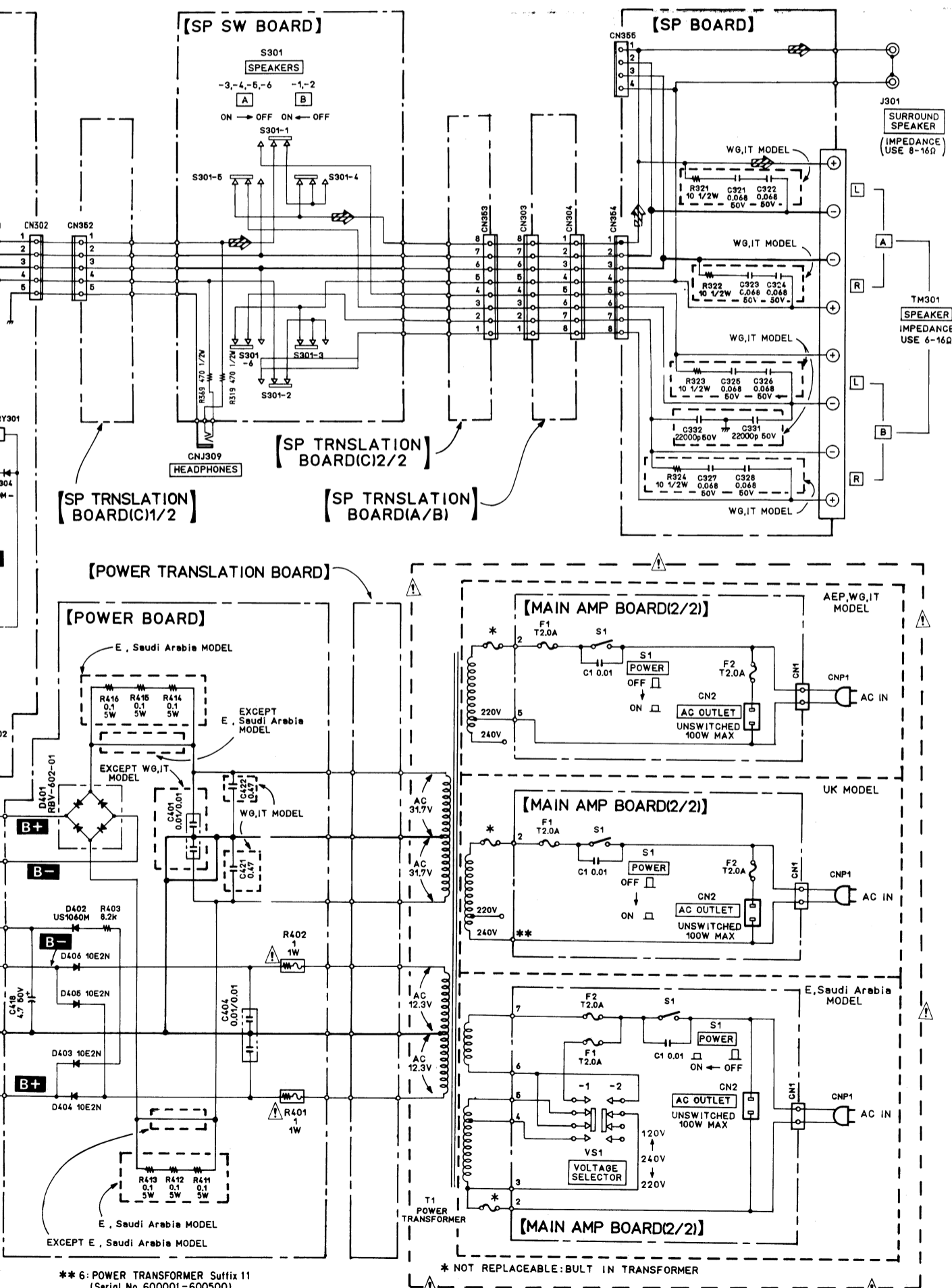
1 2 3 4 5 6 7 8 9 10 11

A
B
C
D
E
F
G
H
I
J
K
L
M
N
O
P





A
B
C
D
E
F
G
H
I
J
K
L
M
N
O
P



Note:

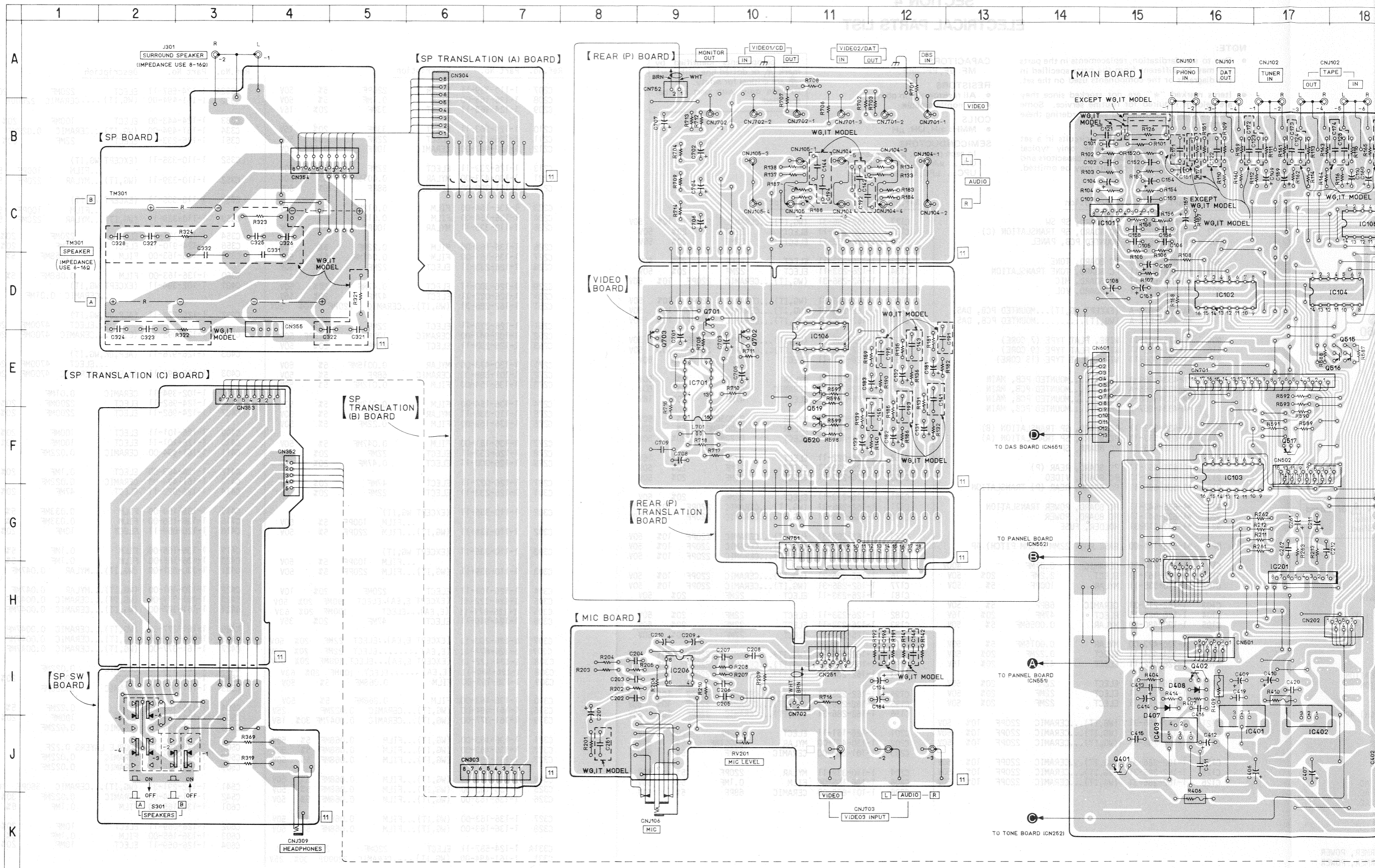
- All capacitors are in μF unless otherwise noted. pF : μpF 50 WV or less are not indicated except for electrolytics and tantalums.
- All resistors are in Ω and $\frac{1}{4}$ W or less unless otherwise specified.
- \triangle : internal component.
- \square : nonflammable resistor.
- \square : fusible resistor.

Note: The components identified by mark \triangle or dotted line with mark \triangle are critical for safety. Replace only with part number specified.

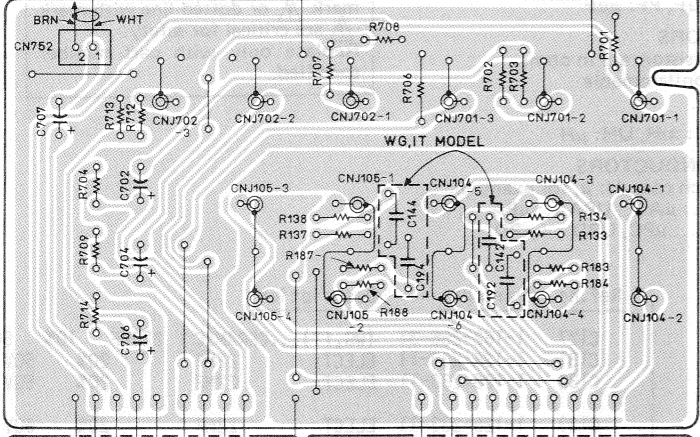
- **B+**: B + Line.
- **B-**: B - Line.
- Voltages and waveforms are dc with respect to ground under no-signal conditions.
- Voltages are taken with a VOM (Input impedance 10 M Ω). Voltage variations may be noted due to normal production tolerances.
- Waveforms are taken with an oscilloscope. Voltage variations may be noted due to normal production tolerances.
- Circled numbers refer to waveforms.
- Signal path.
- \square : VIDEO (SOUND)
- \square : PHONO
- \square : DIGITAL

** 6: POWER TRANSFORMER Suffix 11 (Serial No. 600001-600500)
4: POWER TRANSFORMER Suffix 12 (Serial No. 600501-)

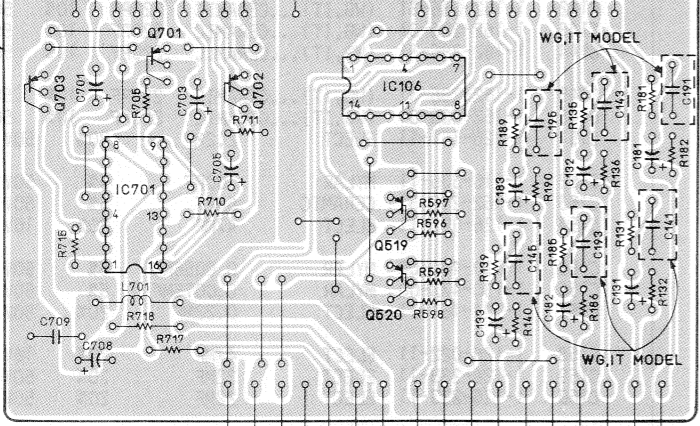
* NOT REPLACEABLE: BUILT IN TRANSFORMER



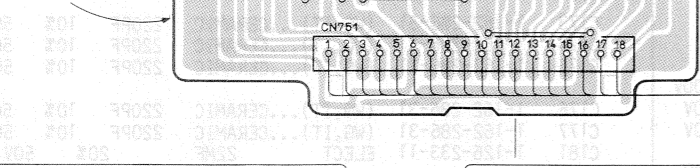
【REAR (P) BOARD】



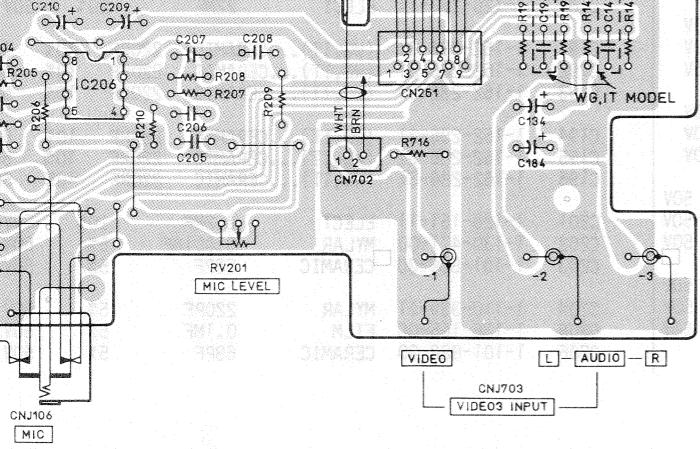
【VIDEO BOARD】



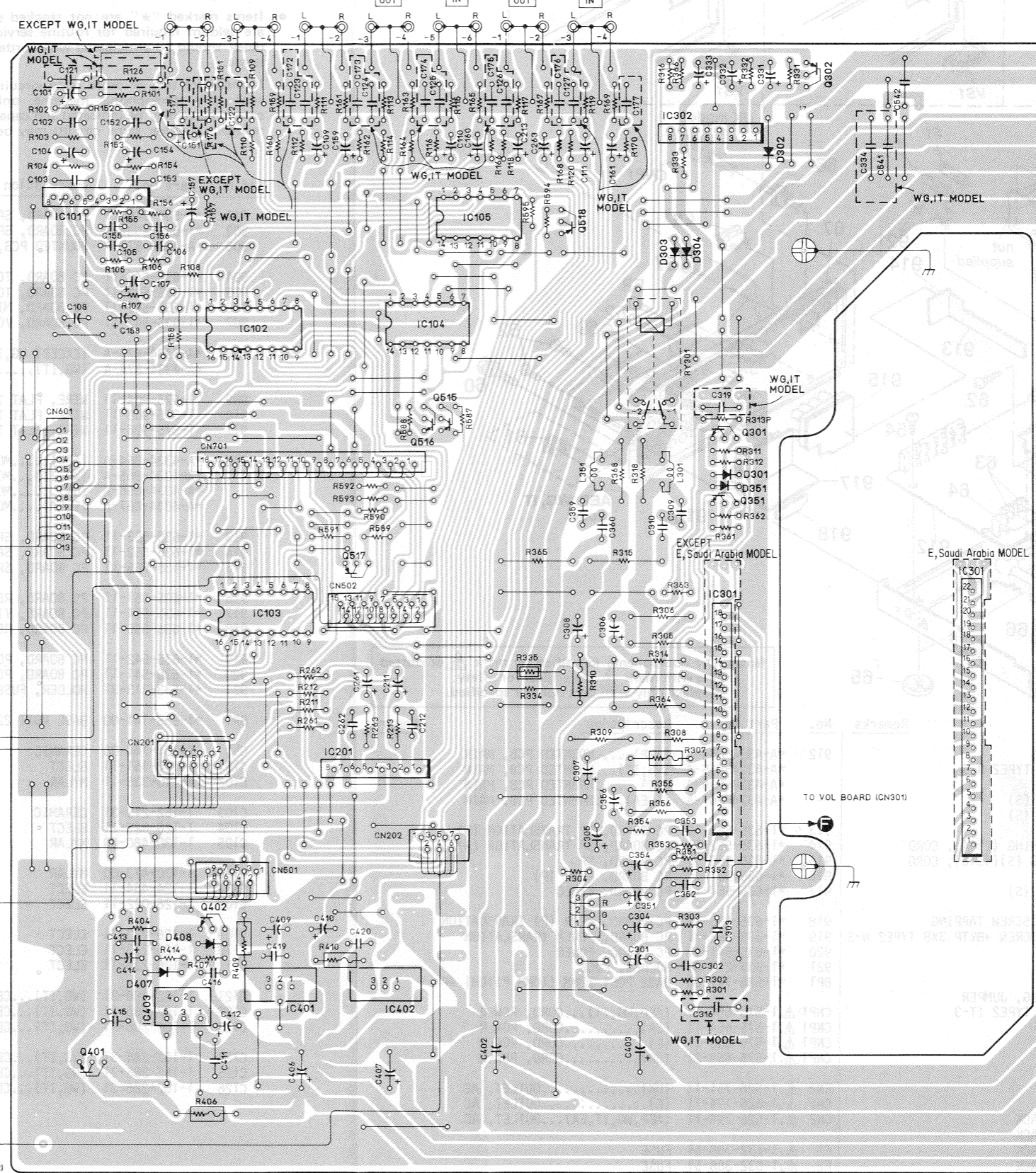
【REAR (P) TRANSLATION BOARD】

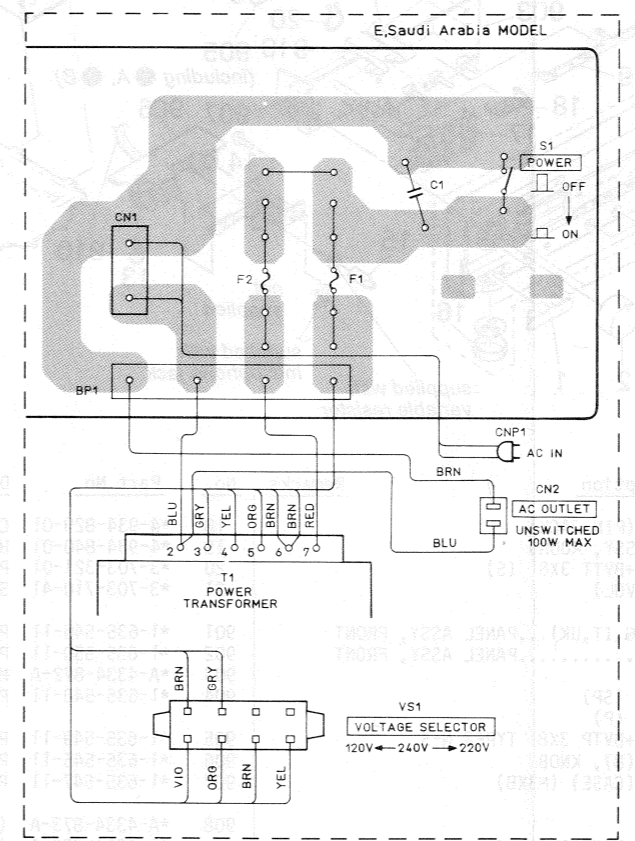
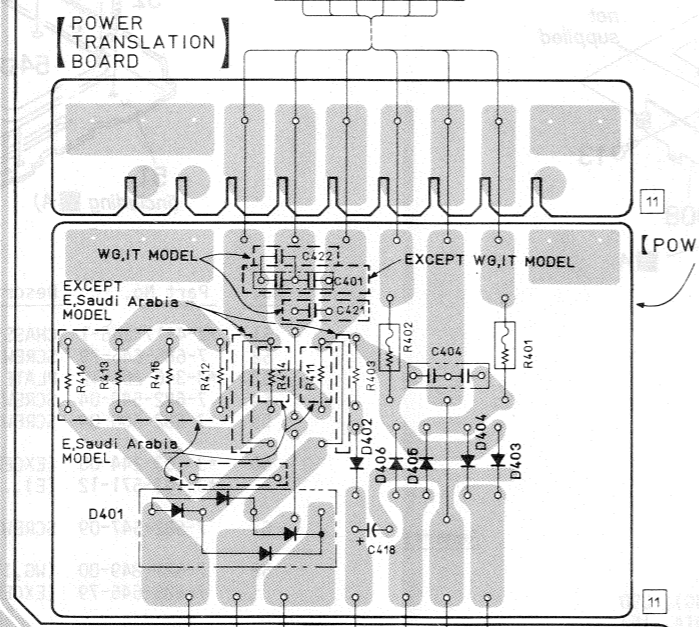
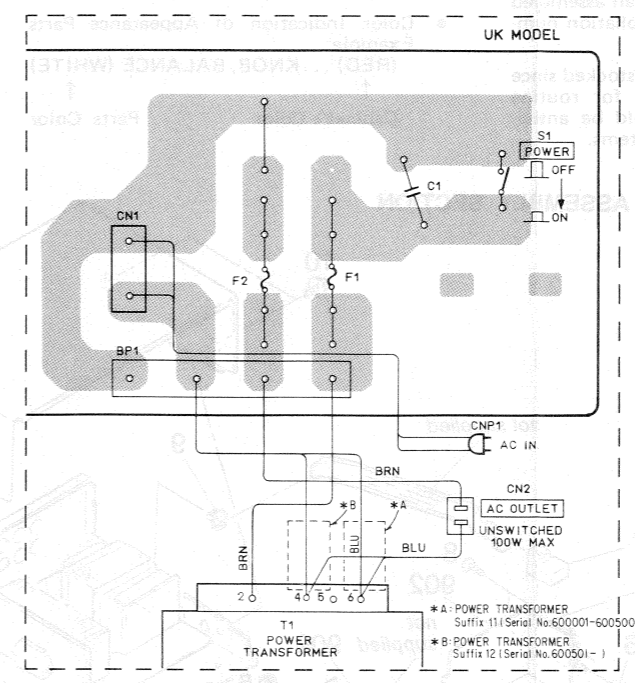
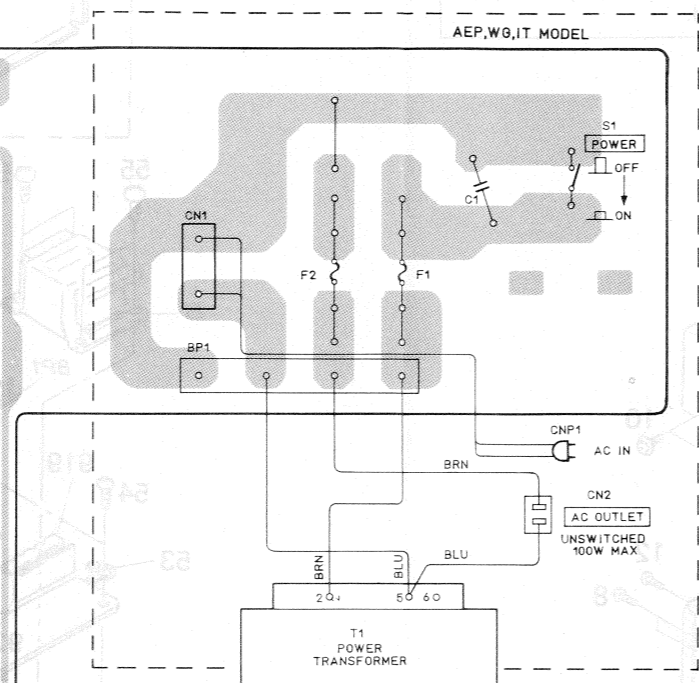
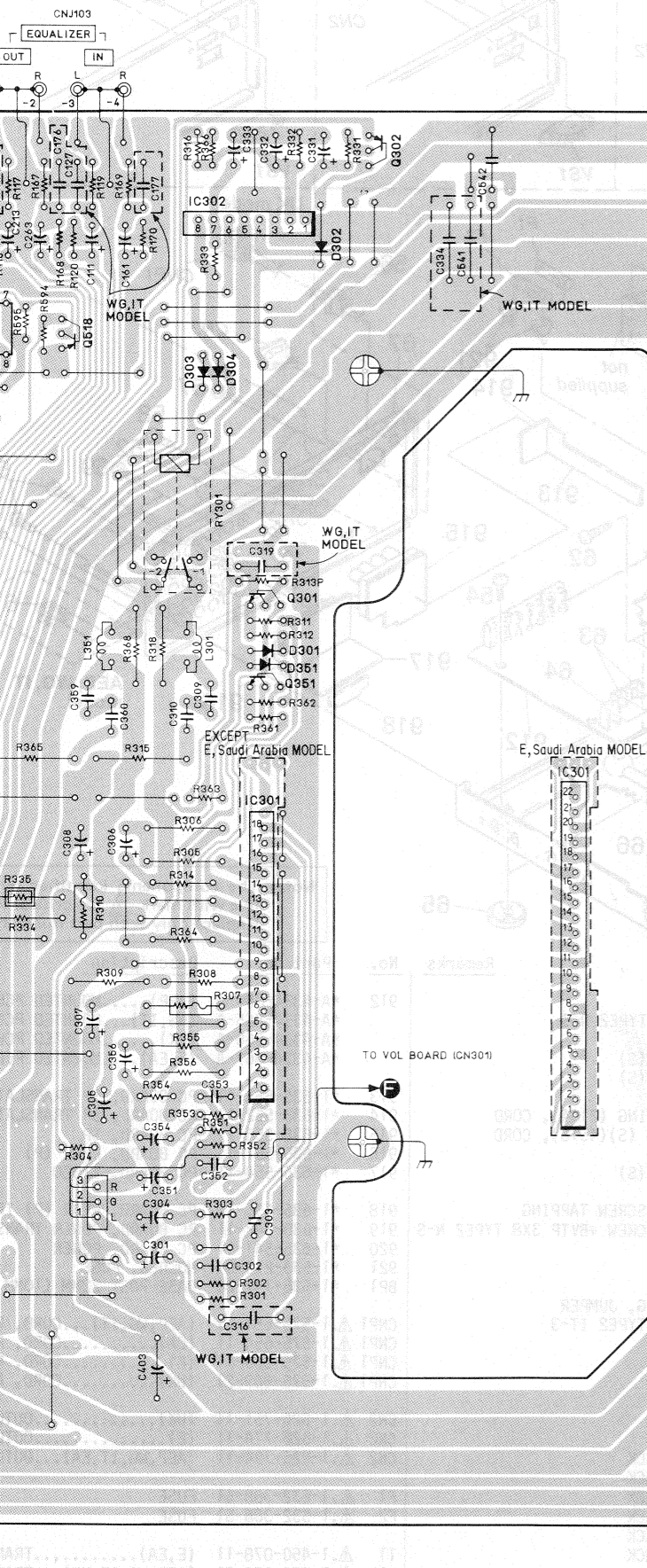


【MIC BOARD】



【MAIN BOARD】



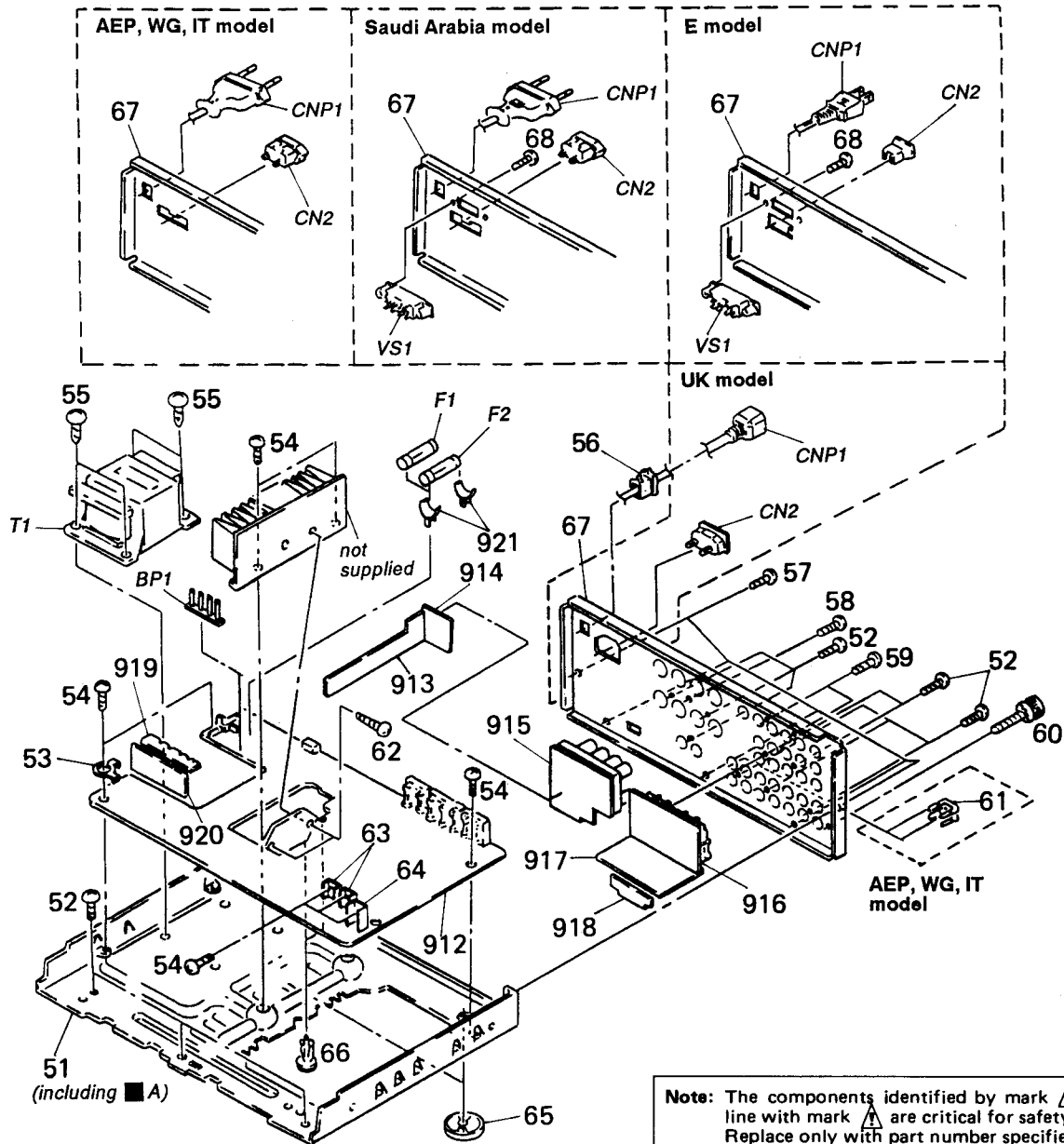


Note: : parts extracted from the component side.

● Semiconductor Location

Ref. No.	Location
D301	E-20
D302	C-20
D303	C-20
D304	C-20
D351	E-20
D401	I-25
D402	H-25
D403	H-26
D404	H-26
D405	H-26
D406	H-26
D407	I-15
D408	I-16
IC101	C-15
IC102	D-16
IC103	F-16
IC104	D-18
IC105	C-18
IC106	E-11
IC201	H-17
IC206	I-9
IC301	G-20
IC302	B-20
IC401	J-16
IC402	J-17
IC403	J-16
IC701	E-9
Q301	E-20
Q302	B-21
Q351	E-20
Q401	J-15
Q402	I-16
Q515	E-18
Q516	E-18
Q517	F-17
Q518	C-19
Q519	E-11
Q520	F-11
Q701	D-9
Q702	E-10
Q703	E-9

(2) CHASSIS SECTION



Note: The components identified by mark or dotted line with mark are critical for safety. Replace only with part number specified.

No.	Part No.	Description	Remarks	No.	Part No.	Description	Remarks
51	*X-4917-246-1	CHASSIS ASSY		912	*A-4334-864-A (AEP)....MOUNTED PCB, MAIN		
52	7-685-646-79	SCREW +BVTP 3X8 TYPE2 N-S			*A-4334-865-A (WG,IT)...MOUNTED PCB, MAIN		
53	*3-346-266-12	PLATE, GROUND			*A-4334-866-A (UK).....MOUNTED PCB, MAIN		
54	7-682-548-04	SCREW +BVTT 3X8 (S)			*A-4334-867-A (E,EA)...MOUNTED PCB, MAIN		
55	7-682-560-04	SCREW +BVTT 4X6 (S)		913	*1-635-553-11	PC BOARD, SP TRANSLATION (B)	
56	*3-703-244-00 (EXCEPT E)...BUSHING (2104), CORD			914	*1-635-552-11	PC BOARD, SP TRANSLATION (A)	
	*3-703-571-12 (E).....BUSHING (S)(4516), CORD			915	*1-635-556-11	PC BOARD, SP	
57	7-682-547-09	SCREW +BVTT 3X6 (S)		916	*1-635-551-11	PC BOARD, REAR (P)	
58	7-621-849-00 (WG,IT).....SCREW TAPPING			917	*1-635-554-11	PC BOARD, VIDEO	
	7-685-646-79 (EXCEPT WG,IT)..SCREW +BVTP 3X8 TYPE2 N-S			918	*1-635-555-11	PC BOARD, REAR (P) TRANSLATION	
59	7-621-849-00	SCREW, TAPPING		919	*1-635-542-11	PC BOARD, POWER TRANSLATION	
60	3-706-165-00	SCREW		920	*1-635-541-11	PC BOARD, POWER	
61	1-535-706-11	(AEP,WG,IT)...PLUG, JUMPER		921	*1-533-213-31	HOLDER, FUSE	
62	7-685-650-79	SCREW +BVTP 3X16 TYPE2 IT-3		BP1	*1-535-141-00	BASE POST 22MM (10MM PITCH) 4P	
63	*3-309-144-21	HEAT SINK		CNP1	.1-575-651-11 (AEP,WG,IT)...CORD, POWER		
64	*4-880-403-11	HEAT SINK		CNP1	.1-575-654-11 (EA).....CORD, POWER		
65	*4-934-883-01	FOOT		CNP1	.1-575-656-11 (E).....CORD, POWER		
66	4-917-239-01	RIVET, NYLON		CNP1	.1-575-669-21 (UK).....CORD, POWER		
67	*4-937-309-11 (AEP)...PANEL, BACK			CN2	.1-526-751-11 (UK).....OUTLET, AC		
	*4-937-309-21 (UK)...PANEL, BACK			CN2	.1-526-774-11 (E).....OUTLET, AC		
	*4-937-309-31 (E).....PANEL, BACK			CN2	.1-526-794-11 (AEP,WG,IT,EA)...OUTLET, AC		
	*4-937-309-41 (WG)...PANEL, BACK			F1	.1-532-388-51 FUSE		
	*4-937-309-51 (EA)...PANEL, BACK			F2	.1-532-388-51 FUSE		
	*4-937-309-61 (IT)...PANEL, BACK			T1	.1-450-078-11 (E,EA).....TRANSFORMER, POWER		
68	7-685-534-19	(E,EA)...SCREW +BTP 2.6X8 TYPE2 N-S		T1	.1-450-079-11 (AEP,WG,IT,UK)...TRANSFORMER, POWER		
				VS1	.1-570-307-11 (E,EA)...SWITCH, VOLTAGE CHANGE		

SECTION 4 ELECTRICAL PARTS LIST

NOTE:

- Due to standardization, replacements in the parts list may be different from the parts specified in the diagrams or the components used on the set.
- Items marked "*" are not stocked since they are seldom required for routine service. Some delay should be anticipated when ordering these items.
- If there are two or more same circuits in a set such as a stereophonic machine, only typical circuit parts may be indicated and capacitors and resistors in other same circuits may be omitted.

CAPACITORS:

MF: μ F, PF: μ μ F.

RESISTORS

- All resistors are in ohms.
- F: nonflammable

COILS

- MMH: mH, UH: μ H

SEMICONDUCTORS

In each case, U: μ , for example:
 UA....: μ A...., UPA....: μ PA....,
 UPC....: μ PC, UPD....: μ PD....

The components identified by mark Δ or dotted line with mark Δ are critical for safety. Replace only with part number specified.

Ref.No.	Part No.	Description	Ref.No.	Part No.	Description
901	*1-635-546-11	PC BOARD, SP SW	C127	1-162-286-31	(WG,IT)...CERAMIC 220PF 10% 50V
902	*1-635-550-11	PC BOARD, SP TRANSLATION (C)	C131	1-126-233-11	ELECT 22MF 20% 50V
903	*A-4334-872-A	MOUNTED PCB, PANEL	C132	1-126-233-11	ELECT 22MF 20% 50V
904	*1-635-548-11	PC BOARD, TONE	C133	1-126-233-11	ELECT 22MF 20% 50V
905	*1-635-549-11	PC BOARD, TONE TRANSLATION	C134	1-126-233-11	ELECT 22MF 20% 50V
906	*1-635-545-11	PC BOARD, MIC	C141	1-162-286-31	(WG,IT)...CERAMIC 220PF 10% 50V
907	*1-635-547-11	PC BOARD, VOL	C142	1-162-286-31	(WG,IT)...CERAMIC 220PF 10% 50V
908	*A-4334-873-A	(EXCEPT WG,IT)...MOUNTED PCB, DAS	C143	1-162-286-31	(WG,IT)...CERAMIC 220PF 10% 50V
	*A-4334-874-A	(WG,IT).....MOUNTED PCB, DAS	C144	1-162-286-31	(WG,IT)...CERAMIC 220PF 10% 50V
909	1-575-904-11	WIRE, FLAT TYPE (7 CORE)	C145	1-162-286-31	(WG,IT)...CERAMIC 220PF 10% 50V
910	1-575-905-11	WIRE, FLAT TYPE (9 CORE)	C146	1-162-286-31	(WG,IT)...CERAMIC 220PF 10% 50V
911	1-575-906-11	WIRE, FLAT TYPE (15 CORE)	C151	1-126-161-11	ELECT 2.2MF 20% 50V
912	*A-4334-864-A	(AEP).....MOUNTED PCB, MAIN	C152	1-110-335-11	MYLAR 100PF 5% 50V
	*A-4334-865-A	(WG,IT)...MOUNTED PCB, MAIN	C153	1-162-219-31	CERAMIC 68PF 5% 50V
	*A-4334-866-A	(UK).....MOUNTED PCB, MAIN	C154	1-126-022-11	ELECT 47MF 20% 16V
	*A-4334-867-A	(E,EA).....MOUNTED PCB, MAIN	C155	1-130-480-00	MYLAR 0.0056MF 5% 50V
913	*1-635-553-11	PC BOARD, SP TRANSLATION (B)	C156	1-130-473-00	MYLAR 0.0015MF 5% 50V
914	*1-635-552-11	PC BOARD, SP TRANSLATION (A)	C157	1-124-464-11	ELECT 0.22MF 20% 50V
915	*1-635-556-11	PC BOARD, SP	C158	1-126-022-11	ELECT 47MF 20% 16V
916	*1-635-551-11	PC BOARD, REAR (P)	C159	1-126-233-11	ELECT 22MF 20% 50V
917	*1-635-554-11	PC BOARD, VIDEO	C160	1-126-233-11	ELECT 22MF 20% 50V
918	*1-635-555-11	PC BOARD, REAR (P) TRANSLATION	C161	1-126-233-11	ELECT 22MF 20% 50V
919	*1-635-542-11	PC BOARD, POWER TRANSLATION	C171	1-162-286-31	(WG,IT)...CERAMIC 220PF 10% 50V
920	*1-635-541-11	PC BOARD, POWER	C172	1-162-286-31	(WG,IT)...CERAMIC 220PF 10% 50V
921	*1-533-213-31	HOLDER, FUSE	C173	1-162-286-31	(WG,IT)...CERAMIC 220PF 10% 50V
BP1	*1-535-141-00	BASE POST 22MM (10MM PITCH) 4P	C174	1-162-286-31	(WG,IT)...CERAMIC 220PF 10% 50V
C1	1-161-744-00	CERAMIC 0.01MF 400V	C175	1-162-286-31	(WG,IT)...CERAMIC 220PF 10% 50V
C101	1-126-161-11	ELECT 2.2MF 20% 50V	C176	1-162-286-31	(WG,IT)...CERAMIC 220PF 10% 50V
C102	1-110-335-11	MYLAR 100PF 5% 50V	C177	1-162-286-31	(WG,IT)...CERAMIC 220PF 10% 50V
C103	1-162-219-31	CERAMIC 68PF 5% 50V	C181	1-126-233-11	ELECT 22MF 20% 50V
C104	1-126-022-11	ELECT 47MF 20% 16V	C182	1-126-233-11	ELECT 22MF 20% 50V
C105	1-130-480-00	MYLAR 0.0056MF 5% 50V	C183	1-126-233-11	ELECT 22MF 20% 50V
C106	1-130-473-00	MYLAR 0.0015MF 5% 50V	C184	1-126-233-11	ELECT 22MF 20% 50V
C107	1-124-464-11	ELECT 0.22MF 20% 50V	C191	1-162-286-31	(WG,IT)...CERAMIC 220PF 10% 50V
C108	1-126-022-11	ELECT 47MF 20% 16V	C192	1-162-286-31	(WG,IT)...CERAMIC 220PF 10% 50V
C109	1-126-233-11	ELECT 22MF 20% 50V	C193	1-162-286-31	(WG,IT)...CERAMIC 220PF 10% 50V
C110	1-126-233-11	ELECT 22MF 20% 50V	C194	1-162-286-31	(WG,IT)...CERAMIC 220PF 10% 50V
C111	1-126-233-11	ELECT 22MF 20% 50V	C195	1-162-286-31	(WG,IT)...CERAMIC 220PF 10% 50V
C121	1-162-286-31	(WG,IT)...CERAMIC 220PF 10% 50V	C196	1-162-286-31	(WG,IT)...CERAMIC 220PF 10% 50V
C122	1-162-286-31	(WG,IT)...CERAMIC 220PF 10% 50V	C201	1-126-161-11	ELECT 2.2MF 20% 50V
C123	1-162-286-31	(WG,IT)...CERAMIC 220PF 10% 50V	C202	1-130-471-00	MYLAR 0.001MF 5% 50V
C124	1-162-286-31	(WG,IT)...CERAMIC 220PF 10% 50V	C203	1-101-888-00	CERAMIC 68PF 5% 50V
C125	1-162-286-31	(WG,IT)...CERAMIC 220PF 10% 50V	C204	1-110-339-11	MYLAR 220PF 5% 50V
C126	1-162-286-31	(WG,IT)...CERAMIC 220PF 10% 50V	C205	1-136-165-00	FILM 0.1MF 5% 50V
			C206	1-101-888-00	CERAMIC 68PF 5% 50V

Ref.No.	Part No.	Description				
C207	1-110-339-11	MYLAR	220PF	5%	50V	
C208	1-136-165-00	FILM	0.1MF	5%	50V	
C209	1-124-963-11	ELECT	33MF	20%	16V	
C210	1-124-963-11	ELECT	33MF	20%	16V	
C211	1-126-233-11	ELECT	22MF	20%	50V	
C212	1-102-947-00	CERAMIC	10PF	0.5PF	50V	
C213	1-126-233-11	ELECT	22MF	20%	50V	
C221	1-130-473-00	MYLAR	0.0015MF	5%	50V	
C222	1-101-888-00	CERAMIC	68PF	5%	50V	
C223	1-136-154-00	FILM	0.012MF	5%	50V	
C224	1-136-154-00	FILM	0.012MF	5%	50V	
C225	1-110-335-11	MYLAR	100PF	5%	50V	
C226	1-136-169-00	FILM	0.22MF	5%	50V	
C227	1-136-161-00	FILM	0.047MF	5%	50V	
C228	1-126-233-11	ELECT	22MF	20%	50V	
C229	1-126-300-11	ELECT	0.47MF	20%	50V	
C231	1-126-022-11	ELECT	47MF	20%	16V	
C251	1-162-286-31	(WG,IT)...CERAMIC	220PF	10%	50V	
C261	1-126-233-11	ELECT	22MF	20%	50V	
C262	1-102-947-00	CERAMIC	10PF	0.5PF	50V	
C263	1-126-233-11	ELECT	22MF	20%	50V	
C271	1-130-473-00	MYLAR	0.0015MF	5%	50V	
C272	1-101-888-00	CERAMIC	68PF	5%	50V	
C273	1-136-154-00	FILM	0.012MF	5%	50V	
C274	1-136-154-00	FILM	0.012MF	5%	50V	
C275	1-110-335-11	MYLAR	100PF	5%	50V	
C276	1-136-169-00	FILM	0.22MF	5%	50V	
C277	1-136-161-00	FILM	0.047MF	5%	50V	
C278	1-126-233-11	ELECT	22MF	20%	50V	
C279	1-126-300-11	ELECT	0.47MF	20%	50V	
C281	1-126-022-11	ELECT	47MF	20%	16V	
C301	1-126-233-11	ELECT	22MF	20%	50V	
C302	1-110-335-11	(EXCEPT WG,IT) ...FILM	100PF	5%	50V	
C302	1-110-339-11	(WG,IT)...FILM	220PF	5%	50V	
C303	1-110-335-11	(EXCEPT WG,IT) ...FILM	100PF	5%	50V	
C303	1-110-339-11	(WG,IT)...FILM	220PF	5%	50V	
C304	1-126-101-11	ELECT	220MF	20%	10V	
C305	1-124-122-11	(EXCEPT E,EA)-ELECT	100MF	20%	50V	
C305	1-126-877-11	(E,EA)...ELECT	100MF	20%	63V	
C306	1-124-910-11	ELECT	47MF	20%	35V	
C307	1-126-233-11	(EXCEPT E,EA)...ELECT	22MF	20%	50V	
C307	1-126-877-11	(E,EA).....ELECT	22MF	20%	63V	
C308	1-124-122-11	(EXCEPT E,EA)...ELECT	100MF	20%	50V	
C308	1-126-880-11	(E,EA).....ELECT	100MF	20%	63V	
C309	1-136-163-00	FILM	0.068MF	5%	50V	
C310	1-136-163-00	FILM	0.068MF	5%	50V	
C316	1-161-494-00	(WG,IT)...CERAMIC	0.022MF		25V	
C319	1-161-377-00	(WG,IT)...CERAMIC	0.0047MF	30%	16V	
C321	1-136-163-00	(WG,IT)...FILM	0.068MF	5%	50V	
C322	1-136-163-00	(WG,IT)...FILM	0.068MF	5%	50V	
C323	1-136-163-00	(WG,IT)...FILM	0.068MF	5%	50V	
C324	1-136-163-00	(WG,IT)...FILM	0.068MF	5%	50V	
C325	1-136-163-00	(WG,IT)...FILM	0.068MF	5%	50V	
C326	1-136-163-00	(WG,IT)...FILM	0.068MF	5%	50V	
C327	1-136-163-00	(WG,IT)...FILM	0.068MF	5%	50V	
C328	1-136-163-00	(WG,IT)...FILM	0.068MF	5%	50V	
C331A	1-124-587-11	ELECT	220MF	20%	6.3V	
C331	1-161-494-00	(WG,IT)....CERAMIC	22000P	30%	25V	

Ref.No.	Part No.	Description				
C332A	1-124-587-11	ELECT	220MF	20%	6.3V	
C332	1-161-494-00	(WG,IT)....CERAMIC	22000P	30%	25V	
C333	1-124-443-00	ELECT	100MF	20%	6.3V	
C334	1-161-494-00	(WG,IT)...CERAMIC	0.022MF		25V	
C351	1-126-233-11	ELECT	22MF	20%	50V	
C352	1-110-335-11	(EXCEPT WG,IT) ...FILM	100PF	5%	50V	
C352	1-110-339-11	(WG,IT)...MYLAR	220PF	5%	50V	
C353	1-110-335-11	(EXCEPT WG,IT) ...FILM	100PF	5%	50V	
C353	1-110-339-11	(WG,IT)...MYLAR	220MF	5%	50V	
C354	1-126-101-11	ELECT	220MF	20%	10V	
C356	1-124-910-11	ELECT	47MF	20%	35V	
C359	1-136-163-00	FILM	0.068MF	5%	50V	
C360	1-136-163-00	FILM	0.068MF	5%	50V	
C401	1-102-394-11	(EXCEPT WG,IT) ...CERAMIC	0.01MF		250V	
C402	1-126-976-11	(AEP,UK,WG,IT) ...ELECT	4700MF	20%	50V	
C402	1-128-095-11	(E,EA)...CERAMIC	4700MF	20%	56V	
C403	1-126-976-11	(AEP,UK,WG,IT) ...ELECT	4700MF	20%	50V	
C403	1-128-095-11	(E,EA)...CERAMIC	4700MF	20%	56V	
C404	1-102-394-11	CERAMIC	0.01MF		250V	
C406	1-124-962-11	ELECT	2200MF	20%	25V	
C407	1-124-962-11	ELECT	2200MF	20%	25V	
C409	1-126-101-11	ELECT	100MF	20%	10V	
C410	1-126-101-11	ELECT	100MF	20%	10V	
C411	1-161-494-00	CERAMIC	0.022MF		25V	
C412	1-124-463-00	ELECT	0.1MF	20%	50V	
C413	1-161-494-00	CERAMIC	0.022MF		25V	
C414	1-126-022-11	ELECT	47MF	20%	10V	
C415	1-136-159-00	FILM	0.033MF	5%	50V	
C416	1-136-159-00	FILM	0.033MF	5%	50V	
C418	1-126-059-11	ELECT	10MF	20%	50V	
C419	1-136-165-00	FILM	0.1MF	5%	50V	
C420	1-136-165-00	FILM	0.1MF	5%	50V	
C421	1-130-491-00	(WG,IT)...MYLAR	0.047MF	5%	50V	
C422	1-130-491-00	(WG,IT)...MYLAR	0.047MF	5%	50V	
C423	1-161-377-00	(WG,IT)...CERAMIC	0.0047MF	20%	50V	
C424	1-161-377-00	(WG,IT)...CERAMIC	0.0047MF	20%	50V	
C425	1-161-377-00	(WG,IT)...CERAMIC	0.0047MF	20%	50V	
C426	1-161-377-00	(WG,IT)...CERAMIC	0.0047MF	20%	50V	
C427	1-161-377-00	(WG,IT)...CERAMIC	0.0047MF	20%	50V	
C501	1-161-494-00	CERAMIC	0.022MF		25V	
C502	1-124-443-00	ELECT	100MF	20%	6.3V	
C503	1-161-494-00	CERAMIC	0.022MF		25V	
C504	1-136-169-00	FILM	0.22MF	5%	50V	
C505	1-124-443-00	ELECT	100MF	20%	6.3V	
C506	1-161-494-00	CERAMIC	0.022MF		25V	
C507	1-125-486-11	DOUBLE LAYERS	0.22F		5.5V	
C508	1-161-494-00	CERAMIC	0.022MF		25V	
C509	1-161-494-00	CERAMIC	0.022MF		25V	
C541	1-162-291-31	(WG,IT)...CERAMIC	560PF	10%	50V	
C542	1-161-404-00	CERAMIC	0.022MF	30%	25V	
C601	1-136-165-00	FILM	0.1MF	5%	50V	
C602	1-126-059-11	ELECT	10MF	20%	50V	
C603	1-136-165-00	FILM	0.1MF	5%	50V	
C604	1-126-059-11	ELECT	10MF	20%	50V	

Ref.No.	Part No.	Description				
C605	1-136-153-00	FILM	0.01MF	5%	50V	
C606	1-126-059-11	ELECT	10MF	20%	50V	
C607	1-136-165-00	FILM	0.1MF	5%	50V	
C608	1-126-059-11	ELECT	10MF	20%	50V	
C609	1-136-153-00	FILM	0.01MF	5%	50V	
C610	1-124-587-11	ELECT	220MF	20%	6.3V	
C611	1-136-153-00	FILM	0.01MF	5%	50V	
C612	1-136-153-00	FILM	0.01MF	5%	50V	
C613	1-136-165-00	FILM	0.1MF	5%	50V	
C614	1-126-059-11	ELECT	10MF	20%	50V	
C615	1-162-199-31	CERAMIC	10PF	5%	50V	
C616	1-130-471-00	MYLAR	0.001MF	5%	50V	
C617	1-136-153-00	FILM	0.01MF	5%	50V	
C618	1-164-159-11	CERAMIC	0.1MF		50V	
C619	1-136-169-00	FILM	0.22MF	5%	50V	
C620	1-130-479-00	MYLAR	0.0047MF	5%	50V	
C621	1-164-019-11	CERAMIC	10PF	0.5PF	50V	
C622	1-164-159-11	CERAMIC	0.1MF		50V	
C623	1-124-587-11	ELECT	220MF	20%	6.3V	
C624	1-164-159-11	CERAMIC	0.1MF		50V	
C625	1-164-027-11	CERAMIC	22PF	5%	50V	
C626	1-164-027-11	CERAMIC	22PF	5%	50V	
C627	1-164-159-11	CERAMIC	0.1MF		50V	
C628	1-136-153-00	FILM	0.01MF	5%	50V	
C629	1-124-587-11	ELECT	220MF	20%	6.3V	
C630	1-136-165-00	FILM	0.1MF	5%	50V	
C631	1-136-165-00	FILM	0.1MF	5%	50V	
C632	1-126-023-11	ELECT	100MF	20%	16V	
C633	1-126-023-11	ELECT	100MF	20%	16V	
C634	1-124-587-11	ELECT	220MF	20%	6.3V	
C635	1-124-587-11	ELECT	220MF	20%	6.3V	
C636	1-130-481-00	MYLAR	0.0068MF	5%	50V	
C637	1-130-475-00	MYLAR	0.0022MF	5%	50V	
C638	1-124-963-11	ELECT	33MF	20%	10V	
C639	1-124-963-11	ELECT	33MF	20%	10V	
C640	1-126-233-11	ELECT	22MF	20%	50V	
C641	1-136-159-00	FILM	0.033MF	5%	50V	
C642	1-126-301-11	ELECT	1MF	20%	50V	
C643	1-130-468-00	MYLAR	560PF	5%	50V	
C649	1-161-045-00	CERAMIC	0.0033MF	20%	50V	
C686	1-130-481-00	MYLAR	0.0068MF	5%	50V	
C687	1-130-475-00	MYLAR	0.0022MF	5%	50V	
C690	1-126-233-11	ELECT	22MF	20%	50V	
C691	1-136-159-00	FILM	0.033MF	5%	50V	
C692	1-126-301-11	ELECT	1MF	20%	50V	
C693	1-130-468-00	MYLAR	560PF	5%	50V	
C701	1-126-059-11	ELECT	10MF	20%	50V	
C702	1-124-471-00	ELECT	1000MF	20%	6.3V	
C703	1-126-059-11	ELECT	10MF	20%	50V	
C704	1-124-471-00	ELECT	1000MF	20%	6.3V	
C705	1-126-059-11	ELECT	10MF	20%	50V	
C706	1-124-471-00	ELECT	1000MF	20%	6.3V	
C707	1-126-059-11	ELECT	10MF	20%	50V	
C708	1-124-443-00	ELECT	100MF	20%	6.3V	
C709	1-161-494-00	CERAMIC	0.022MF		25V	
CN1	*1-564-321-00	PIN, CONNECTOR 2P				
CN2	△.1-526-751-11	(UK).....OUTLET, AC				
CN2	△.1-526-774-11	(E).....OUTLET, AC				
CN2	△.1-526-794-11	(AEP,WG,IT,EA)...OUTLET, AC				

Ref.No.	Part No.	Description
CN201	*1-568-828-11	SOCKET, CONNECTOR 9P
CN202	*1-568-826-11	SOCKET, CONNECTOR 7P
CN203	*1-564-340-00	PIN, CONNECTOR 6P
CN251	*1-568-828-11	SOCKET, CONNECTOR 9P
CN252	*1-568-826-11	SOCKET, CONNECTOR 7P
CN253	*1-564-499-11	PIN, CONNECTOR 6P
CN301	*1-564-506-11	PLUG, CONNECTOR 3P
CN302	*1-565-970-11	SOCKET, CONNECTOR(PC BOARD) 5P
CN304	*1-564-599-11	PIN, CONNECTOR 8P
CN352	*1-565-967-11	PIN, CONNECTOR (PC BOARD) 5P
CN353	1-569-656-11	HOUSING, CONNECTOR 8P
CN354	*1-562-573-11	SOCKET, CONNECTOR 8P
CN355	*1-564-519-11	PLUG, CONNECTOR 4P
CN501	*1-568-828-11	SOCKET, CONNECTOR 9P
CN502	*1-568-834-11	SOCKET, CONNECTOR 15P
CN551	*1-568-828-11	SOCKET, CONNECTOR 9P
CN552	*1-568-834-11	SOCKET, CONNECTOR 15P
CN601	*1-565-969-11	PIN, CONNECTOR (PC BOARD) 13P
CN651	*1-565-972-11	SOCKET, CONNECTOR(PC BOARD)13P
CN701	*1-564-346-00	CONNECTOR, BOARD TO BOARD 18P
CN702	*1-564-505-11	PLUG, CONNECTOR 2P
CN751	*1-562-370-00	CONNECTOR, BOARD TO BOARD 18P
CN752	*1-564-517-11	PLUG, CONNECTOR 2P
CNJ101	1-565-258-11	JACK, PIN 4P
CNJ102	1-565-320-11	JACK, PIN 6P
CNJ103	1-565-258-11	JACK, PIN 4P
CNJ104	1-565-303-11	JACK, PIN 6P
CNJ105	1-565-304-11	JACK, PIN 4P
CNJ106	1-569-081-11	JACK, LARGE TYPE 1P
CNJ301	1-568-572-11	JACK, PIN 2P
CNJ309	1-507-796-71	JACK (HEADPHONES)
CNJ501	*1-565-561-11	PIN, CONNECTOR 3P
CNJ701	1-565-933-11	JACK, PIN 3P
CNJ702	1-565-933-11	JACK, PIN 3P
CNJ703	1-563-136-61	JACK, PIN 3P
CNP1	△.1-575-651-11	(AEP,WG,IT)...CORD, POWER
CNP1	△.1-575-654-11	(EA).....CORD, POWER
CNP1	△.1-575-656-11	(E).....CORD, POWER
CNP1	△.1-575-669-21	(UK).....CORD, POWER
D301	8-719-912-20	DIODE 1SS120
D302	8-719-912-20	DIODE 1SS120
D303	8-719-912-20	DIODE 1SS120
D304	8-719-912-20	DIODE 1SS120
D351	8-719-912-20	DIODE 1SS120
D401	8-719-302-38	DIODE RBV-602-01
D402	8-719-912-20	DIODE 1SS120
D403	8-719-200-77	DIODE 10E2N
D404	8-719-200-77	DIODE 10E2N
D405	8-719-200-77	DIODE 10E2N
D406	8-719-200-77	DIODE 10E2N
D407	8-719-912-20	DIODE 1SS120
D408	8-719-912-20	DIODE 1SS120
D501	8-719-912-20	DIODE 1SS120
D502	8-719-192-20	DIODE 1SS120
D503	8-719-912-20	DIODE 1SS120
D504	8-719-912-20	DIODE 1SS120
D505	8-719-912-20	DIODE 1SS120

Note: The components identified by mark △ or dotted line with mark △ are critical for safety. Replace only with part number specified.

Ref.No.	Part No.	Description
D506	8-719-912-20	DIODE 1SS120
D511	8-719-301-38	LED SEL2210S-C (EQ REC)
D512	8-719-303-00	LED SEL2510C (DIGITAL DIRECT)
D513	8-719-301-38	LED SEL2210S-C (3)
D514	8-719-301-38	LED SEL2210S-C (2)
D515	8-719-301-38	LED SEL2210S-C (1)
D516	8-719-301-38	LED SEL2210S-C (VIDEO 3)
D517	8-719-301-38	LED SEL2210S-C (VIDEO 2/DAT)
D518	8-719-301-38	LED SEL2210S-C (VIDEO 1/CD)
D519	8-719-301-38	LED SEL2210S-C (DBS)
D520	8-719-301-38	LED SEL2210S-C (TAPE)
D521	8-719-301-38	LED SEL2210S-C (TUNER)
D522	8-719-301-38	LED SEL2210S-C (PHONO)
D523	8-719-301-38	LED SEL2210S-C (DAT)
D524	8-719-301-38	LED SEL2210S-C (CD)
D525	8-719-303-00	LED SEL2510C (VIDEO 3)
D526	8-719-303-00	LED SEL2510C (VIDEO 2/DAT)
D527	8-719-303-00	LED SEL2510C (VIDEO 1/CD)
D528	8-719-303-00	LED SEL2510C (DBS)
D529	8-719-302-75	LED SEL2210W-D (48kHz)
D530	8-719-301-38	LED SEL2210S-C (DBFB/SAT)
D531	8-719-302-75	LED SEL2210W-D (44.1kHz)
D532	8-719-302-75	LED SEL2210W-D (32kHz)
D541	8-719-912-20	DIODE 1SS120
D542	8-719-912-20	DIODE 1SS120
D543	8-719-912-20	DIODE 1SS120
D544	8-719-912-20	DIODE 1SS120
D545	8-719-912-20	DIODE 1SS120
D546	8-719-912-20	DIODE 1SS120
D601	8-719-912-20	DIODE 1SS120
F1	▲ 1-532-388-51	FUSE
F2	▲ 1-532-388-51	FUSE
IC101	8-759-600-02	IC M5218L
IC102	8-759-208-08	IC TC4052BPHB
IC103	8-759-208-08	IC TC4052BPHB
IC104	8-759-800-37	IC LC4066BH
IC105	8-759-800-37	IC LC4066BH
IC106	8-759-800-37	IC LC4066BH
IC201	8-759-600-02	IC M5218L
IC202	8-759-601-02	IC M5218P
IC203	8-759-601-02	IC M5218P
IC204	8-759-800-37	IC LC4066BH
IC205	8-759-800-37	IC LC4066BH
IC206	8-759-601-02	IC M5218P
IC301	8-749-900-34	(AEP,UK,WG,IT)...IC STK4182MK2
IC301	8-749-920-90	(E,EA).....IC STK4201MK2
IC302	8-759-111-68	IC UPC1237HA
IC401	8-759-982-10	IC RC7809FA
IC402	8-759-604-49	IC M5F7909L
IC403	8-759-820-13	IC L78MR06
IC501	8-759-149-00	IC UPD75104CW-212
IC502	8-759-820-62	IC LB1639
IC601	8-759-921-17	IC SN74HC153N
IC602	8-759-601-02	IC M5218P
IC603	8-759-994-60	IC CXD2900Q
IC604	8-752-334-06	IC CXD2551P

Ref.No.	Part No.	Description
IC605	8-759-605-44	IC M74HC6004P
IC606	8-759-995-24	IC PCM61P
IC607	8-759-601-02	IC M5218P
IC608	8-759-982-21	IC RC78L05A
IC609	8-759-982-44	IC RC79L05A
IC610	8-749-921-90	IC RFB011R (DIGITAL IN OPTICAL)
IC611	8-749-921-90	IC RFB011R (DIGITAL IN OPTICAL)
IC656	8-759-995-24	IC PCM61P
IC701	8-759-991-77	IC BA7625
L301	*1-420-872-00	COIL, AIR CORE
L351	*1-420-872-00	COIL, AIR CORE
L601	1-410-517-11	INDUCTOR 47UH
L602	1-410-517-11	INDUCTOR 47UH
L603	1-410-324-11	INDUCTOR 4.7UH
L604	1-410-324-11	INDUCTOR 4.7UH
L605	1-410-324-11	INDUCTOR 4.7UH
L606	1-410-324-11	INDUCTOR 4.7UH
L607	1-410-324-11	INDUCTOR 4.7UH
L608	1-410-324-11	INDUCTOR 4.7UH
L701	1-410-521-11	INDUCTOR 100UH
Q201	8-729-620-05	TRANSISTOR 2SC2603-EF
Q202	8-729-141-26	TRANSISTOR 2SC3622A-LK
Q251	8-729-620-05	TRANSISTOR 2SC2603-EF
Q252	8-729-141-26	TRANSISTOR 2SC3622A-LK
Q301	8-729-140-84	TRANSISTOR 2SC1841-PAFAEA
Q302	8-729-900-63	TRANSISTOR DTA124ES
Q351	8-729-140-84	TRANSISTOR 2SC1841-PAFAEA
Q401	8-729-209-15	TRANSISTOR 2SD2012
Q402	8-729-620-05	TRANSISTOR 2SC2603-EF
Q501	8-729-620-05	TRANSISTOR 2SC2603-EF
Q502	8-729-900-63	TRANSISTOR DTA124ES
Q503	8-729-900-63	TRANSISTOR DTA124ES
Q504	8-729-900-63	TRANSISTOR DTA124ES
Q505	8-729-900-63	TRANSISTOR DTA124ES
Q511	8-729-119-76	TRANSISTOR 2SA1175-HFE
Q512	8-729-620-05	TRANSISTOR 2SC2603-EF
Q513	8-729-119-76	TRANSISTOR 2SA1175-HFE
Q514	8-729-900-36	TRANSISTOR DTC124ES
Q515	8-729-119-76	TRANSISTOR 2SA1175-HFE
Q516	8-729-900-36	TRANSISTOR DTC124ES
Q517	8-729-119-76	TRANSISTOR 2SA1175-HFE
Q518	8-729-119-76	TRANSISTOR 2SA1175-HFE
Q519	8-729-119-76	TRANSISTOR 2SA1175-HFE
Q520	8-729-119-76	TRANSISTOR 2SA1175-HFE
Q530	8-729-900-63	TRANSISTOR DTA124ES
Q531	8-729-900-63	TRANSISTOR DTA124ES
Q601	8-729-900-89	TRANSISTOR DTC144ES
Q602	8-729-900-36	TRANSISTOR DTC124ES
Q603	8-729-900-36	TRANSISTOR DTC124ES
Q604	8-729-900-36	TRANSISTOR DTC124ES
Q605	8-729-900-63	TRANSISTOR DTA124ES
Q606	8-729-900-63	TRANSISTOR DTA124ES
Q607	8-729-141-30	TRANSISTOR 2SC3623A-LK
Q608	8-729-141-30	TRANSISTOR 2SC3623A-LK
Q657	8-729-141-30	TRANSISTOR 2SC3623A-LK
Q658	8-729-141-30	TRANSISTOR 2SC3623A-LK

Note: The components identified by mark ▲ or dotted line with mark ▲ are critical for safety. Replace only with part number specified.

Ref.No.	Part No.	Description							
Q701	8-729-119-77	TRANSISTOR 2SA1175-FEK							
Q702	8-729-119-77	TRANSISTOR 2SA1175-FEK							
Q703	8-729-119-77	TRANSISTOR 2SA1175-FEK							
R101	1-249-441-11	CARBON	100K	5%	1/4W				
R102	1-249-417-11	CARBON	1K	5%	1/4W				
R103	1-249-441-11	CARBON	100K	5%	1/4W				
R104	1-249-416-11	CARBON	820	5%	1/4W				
R105	1-247-897-11	CARBON	560K	5%	1/4W				
R106	1-249-437-11	CARBON	47K	5%	1/4W				
R107	1-249-441-11	CARBON	100K	5%	1/4W				
R108	1-249-410-11	CARBON	270	5%	1/4W				
R109	1-249-424-11	CARBON	3.9K	5%	1/4W				
R110	1-247-903-00	CARBON	1M	5%	1/4W				
R111	1-249-417-11	CARBON	1K	5%	1/4W				
R112	1-247-903-00	CARBON	1M	5%	1/4W				
R113	1-249-424-11	CARBON	3.9K	5%	1/4W				
R114	1-247-903-00	CARBON	1M	5%	1/4W				
R115	1-249-417-11	CARBON	1K	5%	1/4W				
R116	1-247-903-00	CARBON	1M	5%	1/4W				
R117	1-249-413-11	CARBON	470	5%	1/4W				
R118	1-247-903-00	CARBON	1M	5%	1/4W				
R119	1-249-417-11	CARBON	1K	5%	1/4W				
R120	1-247-903-00	CARBON	1M	5%	1/4W				
R126	1-249-417-11	(WG,IT)...CARBON	1K	5%	1/4W				
R131	1-249-417-11	CARBON	1K	5%	1/4W				
R132	1-247-903-00	CARBON	1M	5%	1/4W				
R133	1-247-903-00	CARBON	1M	5%	1/4W				
R134	1-249-424-11	CARBON	3.9K	5%	1/4W				
R135	1-249-417-11	CARBON	1K	5%	1/4W				
R136	1-247-903-00	CARBON	1M	5%	1/4W				
R137	1-247-903-00	CARBON	1M	5%	1/4W				
R138	1-249-424-11	CARBON	3.9K	5%	1/4W				
R139	1-249-417-11	CARBON	1K	5%	1/4W				
R140	1-247-903-00	CARBON	1M	5%	1/4W				
R141	1-249-417-11	CARBON	1K	5%	1/4W				
R142	1-247-903-00	CARBON	1M	5%	1/4W				
R151	1-249-441-11	CARBON	100K	5%	1/4W				
R152	1-249-417-11	CARBON	1K	5%	1/4W				
R153	1-249-441-11	CARBON	100K	5%	1/4W				
R154	1-249-416-11	CARBON	820	5%	1/4W				
R155	1-247-897-11	CARBON	560K	5%	1/4W				
R156	1-249-437-11	CARBON	47K	5%	1/4W				
R157	1-249-441-11	CARBON	100K	5%	1/4W				
R158	1-249-410-11	CARBON	270	5%	1/4W				
R159	1-249-424-11	CARBON	3.9K	5%	1/4W				
R160	1-247-903-00	CARBON	1M	5%	1/4W				
R161	1-249-417-11	CARBON	1K	5%	1/4W				
R162	1-247-903-00	CARBON	1M	5%	1/4W				
R163	1-249-424-11	CARBON	3.9K	5%	1/4W				
R164	1-247-903-00	CARBON	1M	5%	1/4W				
R165	1-249-417-11	CARBON	1K	5%	1/4W				
R166	1-247-903-00	CARBON	1M	5%	1/4W				
R167	1-249-413-11	CARBON	470	5%	1/4W				
R168	1-247-903-00	CARBON	1M	5%	1/4W				
R169	1-249-417-11	CARBON	1K	5%	1/4W				
R170	1-247-903-00	CARBON	1M	5%	1/4W				
R176	1-249-417-11	(WG,IT)...CARBON	1K	5%	1/4W				
R181	1-249-417-11	CARBON	1K	5%	1/4W				
R182	1-247-903-00	CARBON	1M	5%	1/4W				
R183	1-247-903-00	CARBON	1M	5%	1/4W				
R184	1-249-424-11	CARBON	3.9K	5%	1/4W				
R185	1-249-417-11	CARBON	1K	5%	1/4W				
R186	1-247-903-00	CARBON	1M	5%	1/4W				
R187	1-247-903-00	CARBON	1M	5%	1/4W				
R188	1-249-424-11	CARBON	3.9K	5%	1/4W				
R189	1-249-417-11	CARBON	1K	5%	1/4W				
R190	1-247-903-00	CARBON	1M	5%	1/4W				
R191	1-249-417-11	CARBON	1K	5%	1/4W				
R192	1-247-903-00	CARBON	1M	5%	1/4W				
R201	1-249-441-11	CARBON	100K	5%	1/4W				
R202	1-249-417-11	CARBON	1K	5%	1/4W				
R203	1-249-429-11	CARBON	10K	5%	1/4W				
R204	1-249-412-11	CARBON	390	5%	1/4W				
R205	1-249-429-11	CARBON	10K	5%	1/4W				
R206	1-249-416-11	CARBON	820	5%	1/4W				
R207	1-249-429-11	CARBON	10K	5%	1/4W				
R208	1-247-881-00	CARBON	120K	5%	1/4W				
R209	1-249-416-11	CARBON	820	5%	1/4W				
R210	1-247-881-00	CARBON	120K	5%	1/4W				
R211	1-249-437-11	CARBON	47K	5%	1/4W				
R212	1-249-437-11	CARBON	47K	5%	1/4W				
R213	1-249-437-11	CARBON	47K	5%	1/4W				
R221	1-249-428-11	CARBON	8.2K	5%	1/4W				
R222	1-249-435-11	CARBON	33K	5%	1/4W				
R223	1-249-435-11	CARBON	33K	5%	1/4W				
R224	1-249-410-11	CARBON	270	5%	1/4W				
R225	1-247-903-00	CARBON	1M	5%	1/4W				
R226	1-249-417-11	CARBON	1K	5%	1/4W				
R227	1-249-433-11	CARBON	22K	5%	1/4W				
R228	1-249-424-11	CARBON	3.9K	5%	1/4W				
R229	1-249-441-11	CARBON	100K	5%	1/4W				
R230	1-249-412-11	CARBON	390	5%	1/4W				
R231	1-249-427-11	CARBON	6.8K	5%	1/4W				
R232	1-249-425-11	CARBON	4.7K	5%	1/4W				
R233	1-249-429-11	CARBON	10K	5%	1/4W				
R261	1-249-437-11	CARBON	47K	5%	1/4W				
R262	1-249-437-11	CARBON	47K	5%	1/4W				
R263	1-249-437-11	CARBON	47K	5%	1/4W				
R271	1-249-428-11	CARBON	8.2K	5%	1/4W				
R272	1-249-435-11	CARBON	33K	5%	1/4W				
R273	1-249-435-11	CARBON	33K	5%	1/4W				
R274	1-249-410-11	CARBON	270	5%	1/4W				
R275	1-247-903-00	CARBON	1M	5%	1/4W				
R276	1-249-417-11	CARBON	1K	5%	1/4W				
R277	1-249-433-11	CARBON	22K	5%	1/4W				
R278	1-249-424-11	CARBON	3.9K	5%	1/4W				
R279	1-249-441-11	CARBON	100K	5%	1/4W				
R280	1-249-412-11	CARBON	390	5%	1/4W				
R281	1-249-427-11	CARBON	6.8K	5%	1/4W				
R282	1-249-425-11	CARBON	4.7K	5%	1/4W				
R283	1-249-429-11	CARBON	10K	5%	1/4W				
R301	1-249-417-11	CARBON	1K	5%	1/4W				
R302	1-249-438-11	CARBON	56K	5%	1/4W				

Ref.No.	Part No.	Description				
R303	1-249-412-11	CARBON	390	5%	1/4W	
R304	1-249-438-11	CARBON	56K	5%	1/4W	
R305	1-244-889-11	(E,EA)...CARBON	4.7K	5%	1/2W	
R305	1-247-758-11	(AEP,UK,WG,IT) ...CARBON	3.3K	5%	1/2W	
R306	1-244-889-11	(E,EA)...CARBON	4.7K	5%	1/2W	
R306	1-247-758-11	(AEP,UK,WG,IT) ...CARBON	3.3K	5%	1/2W	
R307	△.1-212-881-11	FUSIBLE	100	5%	1/4W	F
R308	1-247-752-11	CARBON	1K	5%	1/2W	
R309	1-247-752-11	CARBON	1K	5%	1/2W	
R310	△.1-212-881-11	FUSIBLE	100	5%	1/4W	F
R311	1-249-417-11	CARBON	1K	5%	1/4W	
R312	1-249-431-11	CARBON	15K	5%	1/4W	
R313	1-249-441-11	CARBON	100K	5%	1/4W	
R314	1-217-156-00	RES, METAL PLATE	0.22			
R315	1-247-727-11	CARBON	10	5%	1/2W	
R316	1-249-438-11	CARBON	56K	5%	1/4W	
R318	1-247-727-11	CARBON	10	5%	1/2W	
R319	1-247-747-11	CARBON	470	5%	1/2W	
R321	1-247-727-11	(WG,IT)...CARBON	10	5%	1/2W	
R322	1-247-727-11	(WG,IT)...CARBON	10	5%	1/2W	
R323	1-247-727-11	(WG,IT)...CARBON	10	5%	1/2W	
R324	1-247-727-11	(WG,IT)...CARBON	10	5%	1/2W	
R331	1-249-429-11	CARBON	10K	5%	1/4W	
R332	1-249-441-11	CARBON	100K	5%	1/4W	
R333	1-249-437-11	CARBON	47K	5%	1/4W	
R334	1-244-899-11	(E,EA)...CARBON	12K	5%	1/2W	
R334	1-247-764-11	(AEP,UK,WG,IT) ...CARBON	10K	5%	1/2W	
R335	△.1-216-456-00	(AEP,UK,WG,IT) ...METAL OXIDE	820	5%	2W	F
R335	△.1-216-457-11	(E,EA)...METAL OXIDE FILM	1.2K	5%	2W	F
R341	1-249-423-11	CARBON	3.3K	5%	1/4W	
R351	1-249-417-11	CARBON	1K	5%	1/4W	
R352	1-249-438-11	CARBON	56K	5%	1/4W	
R353	1-249-412-11	CARBON	390	5%	1/4W	
R354	1-249-438-11	CARBON	56K	5%	1/4W	
R355	1-244-889-11	(E,EA)...CARBON	4.7K	5%	1/2W	
R355	1-247-758-11	(AEP,UK,WG,IT) ...CARBON	3.3K	5%	1/2W	
R356	1-244-889-11	(E,EA)...CARBON	4.7K	5%	1/2W	
R356	1-247-758-11	(AEP,UK,WG,IT) ...CARBON	3.3K	5%	1/2W	
R361	1-249-417-11	CARBON	1K	5%	1/4W	
R362	1-249-431-11	CARBON	15K	5%	1/4W	
R363	1-249-441-11	CARBON	100K	5%	1/4W	
R364	1-217-156-00	RES, METAL PLATE	0.22			
R365	1-247-727-11	CARBON	10	5%	1/2W	
R366	1-249-437-11	CARBON	47K	5%	1/4W	
R368	1-247-727-11	CARBON	10	5%	1/2W	
R369	1-247-747-11	CARBON	470	5%	1/2W	
R401	△.1-217-469-00	FUSIBLE	1	5%	1W	F
R402	△.1-217-469-00	FUSIBLE	1	5%	1W	F
R403	1-249-428-11	CARBON	8.2K	5%	1/4W	
R404	1-247-883-00	CARBON	150K	5%	1/4W	

Ref.No.	Part No.	Description				
R405	1-249-433-11	CARBON	22K	5%	1/4W	
R406	△.1-212-849-00	FUSIBLE	4.7	5%	1/4W	F
R407	1-249-440-11	CARBON	82K	5%	1/4W	
R409	△.1-212-849-00	FUSIBLE	4.7	5%	1/4W	F
R410	△.1-212-849-00	FUSIBLE	4.7	5%	1/4W	F
R411	1-214-789-11	(E,EA)...METAL PLATE	0.1	10%	5W	
R412	△.1-214-789-11	(E,EA)...METAL PLATE	0.1	10%	5W	
R413	△.1-214-789-11	(E,EA)...METAL PLATE	0.1	10%	5W	
R414	△.1-214-789-11	(E,EA)...METAL PLATE	0.1	10%	5W	
R415	△.1-214-789-11	(E,EA)...METAL PLATE	0.1	10%	5W	
R416	△.1-214-789-11	(E,EA)...METAL PLATE	0.1	10%	5W	
R501	1-249-417-11	CARBON	1K	5%	1/4W	
R502	1-249-417-11	CARBON	1K	5%	1/4W	
R503	1-249-417-11	CARBON	1K	5%	1/4W	
R504	1-249-417-11	CARBON	1K	5%	1/4W	
R505	1-249-433-11	CARBON	22K	5%	1/4W	
R506	1-249-433-11	CARBON	22K	5%	1/4W	
R507	1-249-417-11	CARBON	1K	5%	1/4W	
R508	1-249-415-11	CARBON	680	5%	1/4W	
R509	1-249-429-11	CARBON	10K	5%	1/4W	
R510	1-249-429-11	CARBON	10K	5%	1/4W	
R511	1-249-393-11	CARBON	10	5%	1/4W	
R512	1-249-410-11	CARBON	270	5%	1/4W	
R513	1-249-405-11	CARBON	100	5%	1/4W	
R514	1-249-405-11	CARBON	100	5%	1/4W	
R515	1-249-425-11	CARBON	4.7K	5%	1/4W	
R518	1-249-417-11	CARBON	1K	5%	1/4W	
R519	1-249-417-11	CARBON	1K	5%	1/4W	
R520	1-249-417-11	CARBON	1K	5%	1/4W	
R521	1-249-417-11	CARBON	1K	5%	1/4W	
R522	1-249-417-11	CARBON	1K	5%	1/4W	
R523	1-249-417-11	CARBON	1K	5%	1/4W	
R524	1-249-417-11	CARBON	1K	5%	1/4W	
R525	1-249-435-11	CARBON	33K	5%	1/4W	
R526	1-249-435-11	CARBON	33K	5%	1/4W	
R527	1-249-435-11	CARBON	33K	5%	1/4W	
R528	1-249-435-11	CARBON	33K	5%	1/4W	
R529	1-249-435-11	CARBON	33K	5%	1/4W	
R530	1-249-429-11	CARBON	10K	5%	1/4W	
R531	1-249-429-11	CARBON	10K	5%	1/4W	
R532	1-249-429-11	CARBON	10K	5%	1/4W	
R533	1-249-429-11	CARBON	10K	5%	1/4W	
R534	1-249-417-11	CARBON	1K	5%	1/4W	
R535	1-249-417-11	CARBON	1K	5%	1/4W	
R536	1-249-417-11	CARBON	1K	5%	1/4W	
R537	1-249-435-11	CARBON	33K	5%	1/4W	
R538	1-249-405-11	CARBON	100	5%	1/4W	
R541	1-249-410-11	CARBON	270	5%	1/4W	
R542	1-249-412-11	CARBON	390	5%	1/4W	
R543	1-249-410-11	CARBON	270	5%	1/4W	
R544	1-249-410-11	CARBON	270	5%	1/4W	
R545	1-249-410-11	CARBON	270	5%	1/4W	
R546	1-249-413-11	CARBON	470	5%	1/4W	
R547	1-249-413-11	CARBON	470	5%	1/4W	
R548	1-249-413-11	CARBON	470	5%	1/4W	
R549	1-249-413-11	CARBON	470	5%	1/4W	
R550	1-249-413-11	CARBON	470	5%	1/4W	



Note: The components identified by mark △ or dotted line with mark △ are critical for safety. Replace only with part number specified.

Ref.No.	Part No.	Description				Ref.No.	Part No.	Description			
R551	1-249-413-11	CARBON	470	5%	1/4W	R623	1-249-417-11	CARBON	1K	5%	1/4W
R552	1-249-413-11	CARBON	470	5%	1/4W	R624	1-249-411-11	CARBON	330	5%	1/4W
R553	1-249-413-11	CARBON	470	5%	1/4W	R625	1-249-411-11	CARBON	330	5%	1/4W
R554	1-249-413-11	CARBON	470	5%	1/4W	R626	1-249-411-11	CARBON	330	5%	1/4W
R555	1-249-410-11	CARBON	270	5%	1/4W	R627	1-249-411-11	CARBON	330	5%	1/4W
R556	1-249-410-11	CARBON	270	5%	1/4W	R628	1-249-411-11	CARBON	330	5%	1/4W
R557	1-249-410-11	CARBON	270	5%	1/4W	R629	1-249-415-11	CARBON	680	5%	1/4W
R558	1-249-410-11	CARBON	270	5%	1/4W	R630	1-249-415-11	CARBON	680	5%	1/4W
R559	1-249-407-11	CARBON	150	5%	1/4W	R631	1-247-883-00	CARBON	150K	5%	1/4W
R560	1-249-410-11	CARBON	270	5%	1/4W	R632	1-247-832-11	CARBON	1.1K	5%	1/4W
R561	1-249-407-11	CARBON	150	5%	1/4W	R633	1-249-441-11	CARBON	100K	5%	1/4W
R562	1-249-407-11	CARBON	150	5%	1/4W	R634	1-249-441-11	CARBON	100K	5%	1/4W
R571	1-249-429-11	CARBON	10K	5%	1/4W	R635	1-249-425-11	CARBON	4.7K	5%	1/4W
R572	1-249-429-11	CARBON	10K	5%	1/4W	R636	1-249-413-11	CARBON	470	5%	1/4W
R573	1-249-429-11	CARBON	10K	5%	1/4W	R637	1-247-903-00	CARBON	1M	5%	1/4W
R580	1-249-435-11	CARBON	33K	5%	1/4W	R638	1-249-425-11	CARBON	4.7K	5%	1/4W
R581	1-249-433-11	CARBON	22K	5%	1/4W	R639	1-249-413-11	CARBON	470	5%	1/4W
R582	1-249-433-11	CARBON	22K	5%	1/4W	R640	1-247-903-00	CARBON	1M	5%	1/4W
R583	1-249-435-11	CARBON	33K	5%	1/4W	R679	1-249-415-11	CARBON	680	5%	1/4W
R584	1-249-435-11	CARBON	33K	5%	1/4W	R680	1-249-415-11	CARBON	680	5%	1/4W
R585	1-249-435-11	CARBON	33K	5%	1/4W	R681	1-247-883-00	CARBON	150K	5%	1/4W
R586	1-249-435-11	CARBON	33K	5%	1/4W	R682	1-247-832-11	CARBON	1.1K	5%	1/4W
R587	1-249-435-11	CARBON	33K	5%	1/4W	R685	1-249-425-11	CARBON	4.7K	5%	1/4W
R588	1-249-435-11	CARBON	33K	5%	1/4W	R686	1-249-413-11	CARBON	470	5%	1/4W
R589	1-249-433-11	CARBON	22K	5%	1/4W	R687	1-247-903-00	CARBON	1M	5%	1/4W
R590	1-249-433-11	CARBON	22K	5%	1/4W	R688	1-249-425-11	CARBON	4.7K	5%	1/4W
R591	1-249-433-11	CARBON	22K	5%	1/4W	R689	1-249-413-11	CARBON	470	5%	1/4W
R592	1-249-433-11	CARBON	22K	5%	1/4W	R690	1-247-903-00	CARBON	1M	5%	1/4W
R593	1-249-433-11	CARBON	22K	5%	1/4W	R701	1-247-804-11	CARBON	75	5%	1/4W
R594	1-249-435-11	CARBON	33K	5%	1/4W	R702	1-247-804-11	CARBON	75	5%	1/4W
R595	1-249-435-11	CARBON	33K	5%	1/4W	R703	1-249-417-11	CARBON	1K	5%	1/4W
R596	1-249-435-11	CARBON	33K	5%	1/4W	R704	1-249-408-11	CARBON	180	5%	1/4W
R597	1-249-435-11	CARBON	33K	5%	1/4W	R705	1-249-408-11	CARBON	180	5%	1/4W
R598	1-249-435-11	CARBON	33K	5%	1/4W	R706	1-247-804-11	CARBON	75	5%	1/4W
R599	1-249-435-11	CARBON	33K	5%	1/4W	R707	1-247-804-11	CARBON	75	5%	1/4W
R601	1-249-425-11	CARBON	4.7K	5%	1/4W	R708	1-249-417-11	CARBON	1K	5%	1/4W
R602	1-249-425-11	CARBON	4.7K	5%	1/4W	R709	1-249-408-11	CARBON	180	5%	1/4W
R603	1-249-417-11	CARBON	1K	5%	1/4W	R710	1-249-408-11	CARBON	180	5%	1/4W
R604	1-249-417-11	CARBON	1K	5%	1/4W	R711	1-247-804-11	CARBON	75	5%	1/4W
R605	1-249-429-11	CARBON	10K	5%	1/4W	R712	1-247-804-11	CARBON	75	5%	1/4W
R606	1-249-421-11	CARBON	2.2K	5%	1/4W	R713	1-249-417-11	CARBON	1K	5%	1/4W
R607	1-249-425-11	CARBON	4.7K	5%	1/4W	R714	1-249-408-11	CARBON	180	5%	1/4W
R608	1-249-425-11	CARBON	4.7K	5%	1/4W	R715	1-249-408-11	CARBON	180	5%	1/4W
R609	1-249-425-11	CARBON	4.7K	5%	1/4W	R716	1-247-804-11	CARBON	75	5%	1/4W
R610	1-249-429-11	CARBON	10K	5%	1/4W	R717	1-249-417-11	CARBON	1K	5%	1/4W
R611	1-249-421-11	CARBON	2.2K	5%	1/4W	R718	1-249-417-11	CARBON	1K	5%	1/4W
R612	1-249-421-11	CARBON	2.2K	5%	1/4W	RV201	1-238-744-11	RES, VAR, CARBON, 50K (MIC LEVEL)			
R613	1-249-417-11	CARBON	1K	5%	1/4W	RV202	1-238-978-11	RES, VAR, CARBON 100KX2 (BASS)			
R614	1-247-862-11	CARBON	20K	5%	1/4W	RV203	1-238-978-11	RES, VAR, CARBON 100KX2 (TREBLE)			
R615	1-249-425-11	CARBON	4.7K	5%	1/4W	RV204	1-238-977-11	RES, VAR, CARBON 100KX2 (DBFB LEVEL/SAT LEVEL)			
R616	1-249-405-11	CARBON	100	5%	1/4W	RV205	1-238-459-11	RES, VAR, CARBON 100K (BALANCE)			
R617	1-249-411-11	CARBON	330	5%	1/4W	RV206	1-238-708-11	RES, VAR, CARBON 10K/100K/100K (VOLUME)			
R618	1-249-411-11	CARBON	330	5%	1/4W	RY301	1-515-765-11	RELAY			
R619	1-249-411-11	CARBON	330	5%	1/4W	S1	1-554-920-51	SWITCH, PUSH (AC POWER)(1 KEY)(POWER)			
R620	1-249-411-11	CARBON	330	5%	1/4W	S301	1-571-987-11	SWITCH, PUSH (2 KEY)(SPEAKERS A,B)			
R621	1-249-417-11	CARBON	1K	5%	1/4W	S501	1-554-303-21	SWITCH, KEY BOARD (CD)			
R622	1-249-417-11	CARBON	1K	5%	1/4W						

Ref.No.	Part No.	Description
S502	1-554-303-21	SWITCH, KEY BOARD (DAT)
S503	1-554-303-21	SWITCH, KEY BOARD (PHONO)
S504	1-554-303-21	SWITCH, KEY BOARD (TUNER)
S505	1-554-303-21	SWITCH, KEY BOARD (TAPE)
S506	1-554-303-21	SWITCH, KEY BOARD (DBS)
S507	1-554-303-21	SWITCH, KEY BOARD (VIDEO 1/CD)
S508	1-554-303-21	SWITCH, KEY BOARD (VIDEO 2/DAT)
S509	1-554-303-21	SWITCH, KEY BOARD (VIDEO 3)
S510	1-554-303-21	SWITCH, KEY BOARD (DIGITAL DIRECT)
S511	1-554-303-21	SWITCH, KEY BOARD (DBFB/SAT)
S512	1-554-303-21	SWITCH, KEY BOARD (EQ REC)
S513	1-554-303-21	SWITCH, KEY BOARD (SET)
S514	1-554-303-21	SWITCH, KEY BOARD (1)
S515	1-554-303-21	SWITCH, KEY BOARD (2)
S516	1-554-303-21	SWITCH, KEY BOARD (3)
T1	△.1-450-078-11	(E,EA).....TRANSFORMER, POWER
T1	△.1-450-079-11	(AEP,WG,IT,UK)...TRANSFORMER, POWER
TM301	1-537-230-11	(EXCEPT AEP)...TERMINAL BOARD (SP)
TM301	1-537-231-11	(AEP).....TERMINAL BOARD (SP)
VS1	△.1-570-307-11	(E,EA)...SWITCH, VOLTAGE CHANGE
X501	1-577-359-21	VIBRATOR, CERAMIC (4.19MHz)
X601	1-577-269-11	VIBRATOR, CRYSTAL (18.432MHz)

ACCESSORY & PACKING MATERIAL

1-574-264-11	(AEP,WG,IT)...CORD, LIGHT PLUG
3-701-630-00	(AEP,WG,IT)...BAG, POLYETHYLENE
*3-704-350-01	(AEP,WG,IT)...SHEET (STANDARD), PROTECTION
3-751-594-11	(AEP).....MANUAL, INSTRUCTION
3-751-594-41	(AEP,WG,IT)...MANUAL, INSTRUCTION
*4-934-859-01	(UK,E,EA).....CUSHION
*4-937-370-01	(AEP,WG,IT)...CUSHION
*4-937-371-01	(AEP,WG,IT)...INDIVIDUAL CARTON

Note: The components identified by mark  or dotted line with mark  are critical for safety. Replace only with part number specified.